

EXTERNAL DOOR CATALOGUE



CONTENTS

ABOUT COMPANY	04
<hr/>	
EXTERNAL DOORS	06
<hr/>	
DOOR PANELS	08
PANEL FILLINGS	10
DOOR GLAZING	11
PATTERNS OF DOOR PANELS	14
GLASS PANELS	86
EMBOSSSED PANELS	96
PVC MODEL DOORS	108
DESPIRO ALUMINIUM PANELS	130
MASTERLINE 8 DESPIRO ALUMINIUM DOORS	152
MASTERLINE 8 PIVOT ALUMINIUM DOOR	154
STEEL DOOR	156
DOOR THRESHOLDS	160
DOOR ACCESSORIES	162
AVAILABLE COLOURS	168





FRONT DOOR

We have prepared a wide range of designs to choose from. Modern technologies used during production guarantee high resistance to external conditions and easy cleaning. We also offer the possibility of making doors according to your own design, we suggest the best construction solutions.



Door panels

Doors from the Eco, Alu and Wood lines are the most popular, universal solutions, chosen by the largest group of customers. We offer a wide range of designs. We allow customers to create their own projects, which we then implement for them. The materials and production techniques used ensure durability and ease of cleaning. Glazing can be installed in the doors.



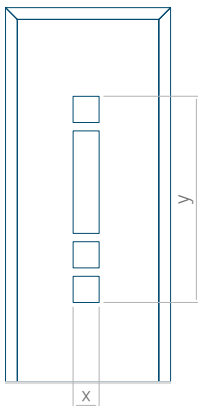
EkoLine

AluLine

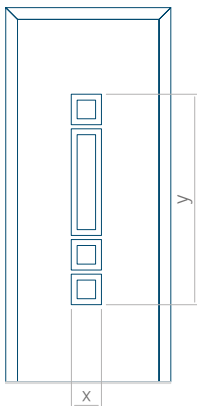
WoodLine



Design without
INOX applications



Pattern with
INOX application



x, y - dimension of the pattern in mm



Available colour
options:

- Aluplast
- Salamander
- Gealan
- RAL
- Teknos



Materials from which
the door can be made:

- PVC
- Aluminium (ALU)
- Wood



Panel fillings available:

- composite + XPS extruded polystyrene
- foam
- plywood + XPS extruded polystyrene

Panel filling

We offer our customers panels with three types of filling - polyurethane foam, plywood or XPS extruded polystyrene. Each of them can be 24, 36 or 48 mm thick. Panels, depending on customer preferences and technical requirements, are made of HPL boards or aluminium sheet. HPL boards are veneered, sheet metal – varnished. On the other hand, in wooden doors, we offer panels with a thickness of 24, 34 and 46 mm.

HPL - EkoLine
Aluminium - AluLine

Composite
XPS extruded polystyrene



24 | 36 | 48 mm

EkoLine
AluLine

HPL - EkoLine
Aluminium - AluLine

Foam



24 | 36 | 48 mm

EkoLine
AluLine

HPL - EkoLine
Aluminium - AluLine

Plywood

XPS extruded polystyrene



24 | 36 | 48 mm

EkoLine
AluLine

Veneered plywood
Foam



24 | 34 | 46 mm

WoodLine

Door glazing

As a standard, glazing in door panels is made of frosted glass. In panels with a thickness of 24 mm, we use safety glass on the external side. In panels with a thickness of 36 and 48 mm, the glazing is made of safety glass on both sides.

24 mm panel



external side (safety glass)
VSG 33.1 ONE MAT
Woodline - 4 ESG MAT
internal side 4 MAT glass

36 mm panel



external side (safety glass)
VSG 33.1 ONE MAT
internal side (safety glass)
VSG 33.1 MAT

48 mm panel



external side (safety glass)
VSG 33.1 ONE MAT
4mm float glass
internal side (safety glass)
VSG 33.1 MAT


Safe glass


Safety glass is made by covering the glass with special polyvinyl butyral films. In case of glass breakage, the glass fragments remain attached to the film (VSG glass). Tempered safety glass is characterised by greater resistance to breakage and temperature changes (ESG glass). Broken glass of this type breaks into small pieces with blunt edges, which reduces the risk of injury.



Ornamental glazing

We offer a wide range of glass with a motif, made of transparent glass and ornamental glass in the most popular patterns. Ornamental glass will work in homes, offices, shops, hotels and restaurants. It provides privacy and brightens the interior.

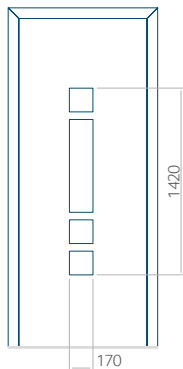




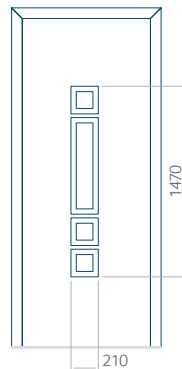
Panel 01



Without INOX application



With INOX application



Minimum panel size

PVC: 370x1650

ALU: 370x1650

WOOD: 370x1650

Maximum panel size

PVC: 900x2150

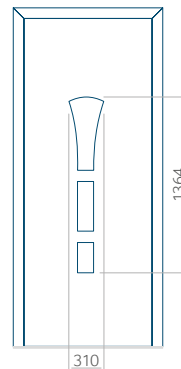
ALU: 1100x2300

WOOD: 840x2240

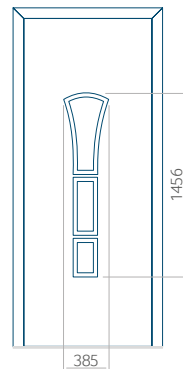
Panel 02



Without INOX application



With INOX application



Minimum panel size

PVC: 570x1650

ALU: 570x1650

WOOD: 570x1650

Maximum panel size

PVC: 900x2150

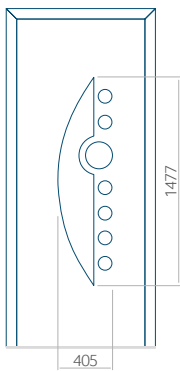
ALU: 1100x2300

WOOD: 840x2240

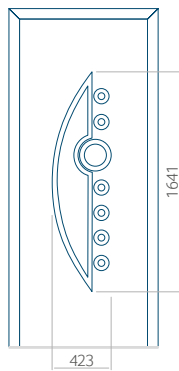
Panel 03



Without INOX application



With INOX application



Minimum panel size

PVC: 570x1750

ALU: 570x1750

WOOD: 570x1750

Maximum panel size

PVC: 900x2150

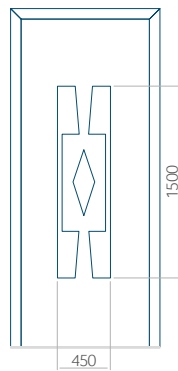
ALU: 1100x2300

WOOD: 840x2240

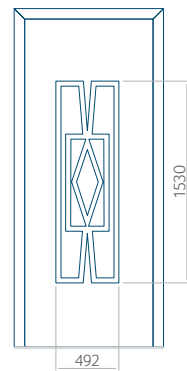
Panel 04



Without INOX application



With INOX application



Minimum panel size

PVC: 590x1650

ALU: 590x1650

WOOD: 590x1650

Maximum panel size

PVC: 900x2150

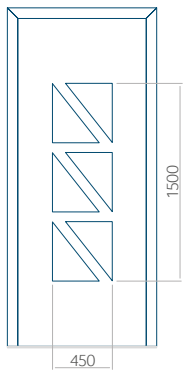
ALU: 1100x2300

WOOD: 840x2240


Panel 05



Without INOX application



With INOX application



Minimum panel size

PVC: 590x1650

ALU: 590x1650

WOOD: 590x1650

Maximum panel size

PVC: 900x2150

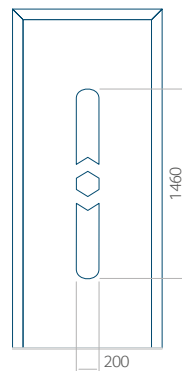
ALU: 1100x2300

WOOD: 840x2240

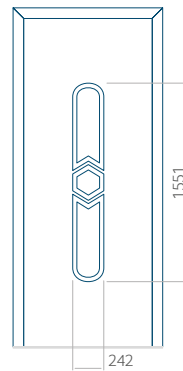
Panel 06



Without INOX application



With INOX application



Minimum panel size

PVC: 370x1650

ALU: 370x1650

WOOD: 370x1650

Maximum panel size

PVC: 900x2150

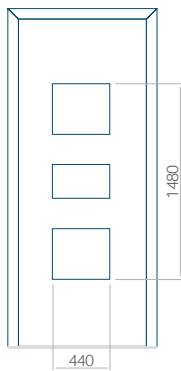
ALU: 1100x2300

WOOD: 840x2240


Panel 07



Without INOX application



With INOX application



Minimum panel size

PVC: 570x1650

ALU: 570x1650

WOOD: 570x1650

Maximum panel size

PVC: 900x2150

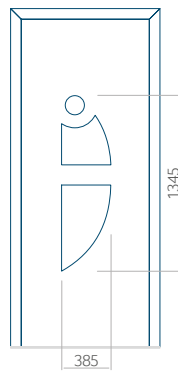
ALU: 1100x2300

WOOD: 840x2240

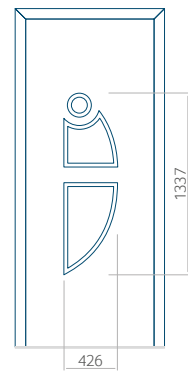
Panel 08



Without INOX application



With INOX application



Minimum panel size

PVC: 570x1650

ALU: 570x1650

WOOD: 570x1650

Maximum panel size

PVC: 900x2150

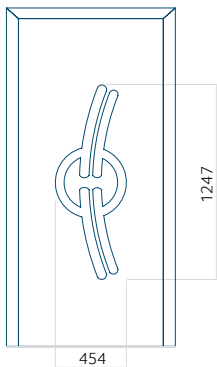
ALU: 1100x2300

WOOD: 840x2240

Panel 09



Without INOX application



With INOX application

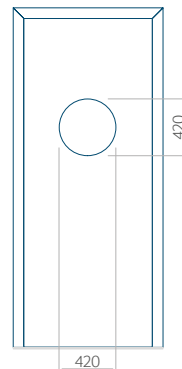


Minimum panel size	Maximum panel size
PVC: 570x1650	PVC: 900x2150
ALU: 570x1650	ALU: 1100x2300
WOOD: 570x1650	WOOD: 840x2240

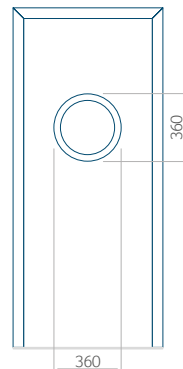
Panel 10



Without INOX application



With INOX application

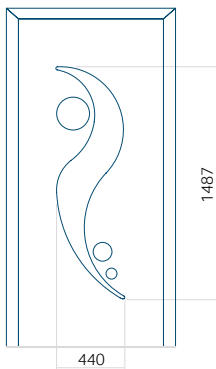


Minimum panel size	Maximum panel size
PVC: 570x1650	PVC: 900x2150
ALU: 570x1650	ALU: 1100x2300
WOOD: 570x1650	WOOD: 840x2240

Panel 11



Without INOX application



With INOX application



Minimum panel size

PVC: 570x1650

ALU: 570x1650

WOOD: 570x1650

Maximum panel size

PVC: 900x2150

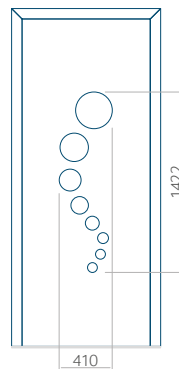
ALU: 1100x2300

WOOD: 840x2240

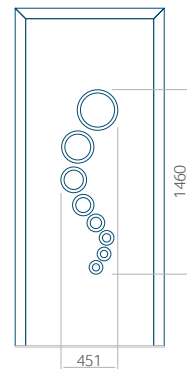
Panel 12



Without INOX application



With INOX application



Minimum panel size

PVC: 570x1650

ALU: 570x1650

WOOD: 570x1650

Maximum panel size

PVC: 900x2150

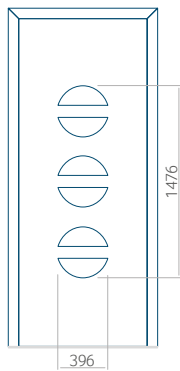
ALU: 1100x2300

WOOD: 840x2240


Panel 13



Without INOX application



With INOX application



Minimum panel size

PVC: 570x1650

ALU: 570x1650

WOOD: 570x1650

Maximum panel size

PVC: 900x2150


ALU: 1100x2300

WOOD: 840x2240

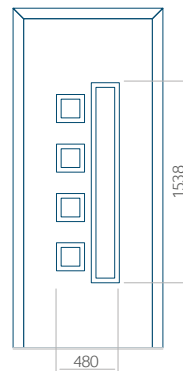
Panel 14



Without INOX application



With INOX application



Minimum panel size

PVC: 570x1650

ALU: 570x1650

WOOD: 570x1650

Maximum panel size

PVC: 900x2150


ALU: 1100x2300

WOOD: 840x2240

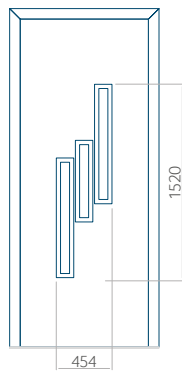
Panel 15



Without INOX application



With INOX application



Minimum panel size

PVC: 570x1650

ALU: 570x1650

WOOD: 570x1650

Maximum panel size

PVC: 900x2150

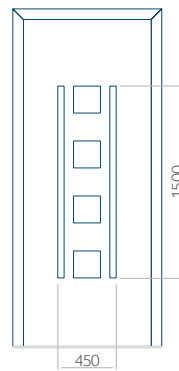
ALU: 1100x2300

WOOD: 840x2240

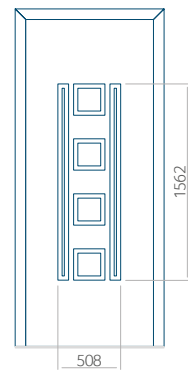
Panel 16



Without INOX application



With INOX application



Minimum panel size

PVC: 600x1650

ALU: 600x1650

WOOD: 600x1650

Maximum panel size

PVC: 900x2150

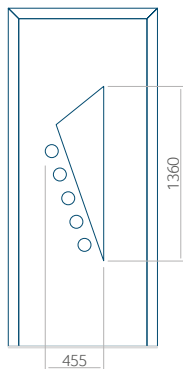
ALU: 1100x2300

WOOD: 840x2240

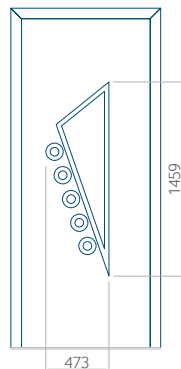
Panel 17



Without INOX application



With INOX application

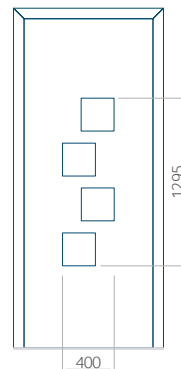


Minimum panel size	Maximum panel size
PVC: 570x1650	PVC: 900x2150
ALU: 570x1650	ALU: 1100x2300
WOOD: 570x1650	WOOD: 840x2240

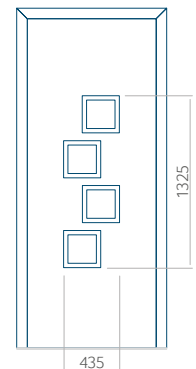
Panel 18



Without INOX application



With INOX application

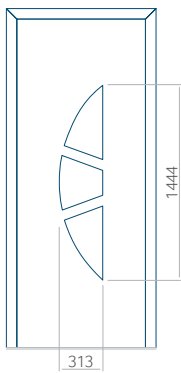


Minimum panel size	Maximum panel size
PVC: 570x1650	PVC: 900x2150
ALU: 570x1650	ALU: 1100x2300
WOOD: 570x1650	WOOD: 840x2240

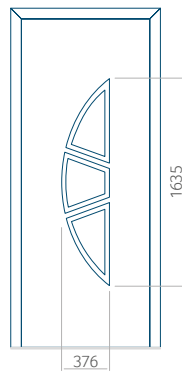
Panel 19



Without INOX application



With INOX application



Minimum panel size

PVC: 570x1750

ALU: 570x1750

WOOD: 570x1750

Maximum panel size

PVC: 900x2150

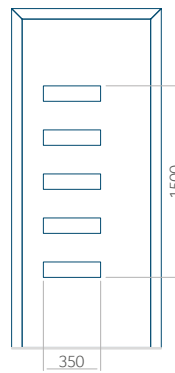
ALU: 1100x2300

WOOD: 840x2240


Panel 20



Without INOX application



With INOX application



Minimum panel size

PVC: 660x1650

ALU: 660x1650

WOOD: 660x1650

Maximum panel size

PVC: 900x2150

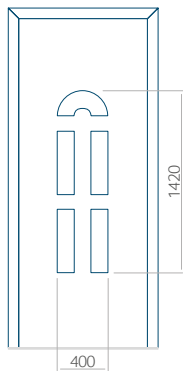
ALU: 1100x2300

WOOD: 840x2240

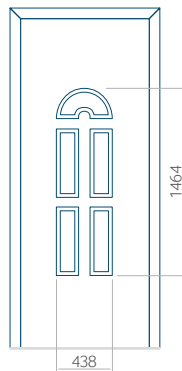
Panel 21



Without INOX application



With INOX application




Minimum panel size	Maximum panel size
PVC: 570x1650	PVC: 900x2150
ALU: 570x1650	ALU: 1100x2300
WOOD: 570x1650	WOOD: 840x2240

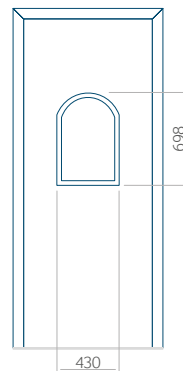
Panel 22



Without INOX application



With INOX application

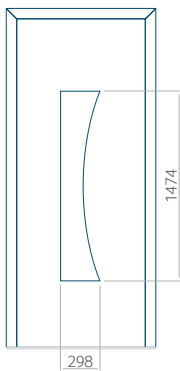


Minimum panel size	Maximum panel size
PVC: 570x1650	PVC: 900x2150
ALU: 570x1650	ALU: 1100x2300
WOOD: 570x1650	WOOD: 840x2240

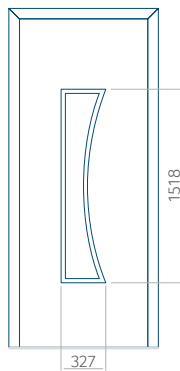
Panel 23



Without INOX application



With INOX application



Minimum panel size

PVC: 570x1650

ALU: 570x1650

WOOD: 570x1650

Maximum panel size

PVC: 900x2150


ALU: 1100x2300

WOOD: 840x2240

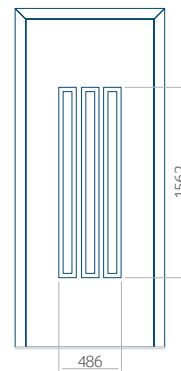
Panel 24



Without INOX application



With INOX application



Minimum panel size

PVC: 590x1650

ALU: 590x1650

WOOD: 590x1650

Maximum panel size

PVC: 900x2150

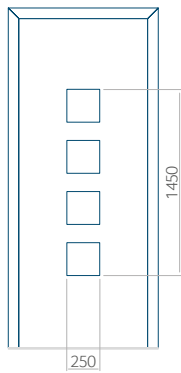
ALU: 1100x2300

WOOD: 840x2240

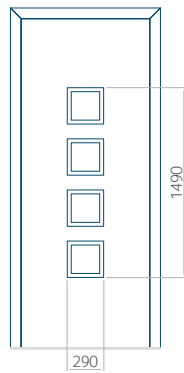
Panel 25



Without INOX application



With INOX application



Minimum panel size

PVC: 380x1650

ALU: 380x1650

WOOD: 380x1650

Maximum panel size

PVC: 900x2150


ALU: 1100x2300

WOOD: 840x2240

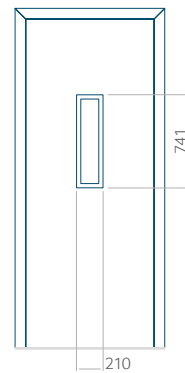
Panel 26



Without INOX application



With INOX application



Minimum panel size

PVC: 370x1650

ALU: 370x1650

WOOD: 370x1650

Maximum panel size

PVC: 900x2150

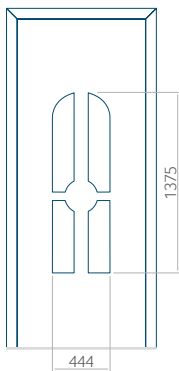
ALU: 1100x2300

WOOD: 840x2240


Panel 27



Without INOX application



With INOX application



Minimum panel size

PVC: 600x1650

ALU: 600x1650

WOOD: 600x1650

Maximum panel size

PVC: 900x2150

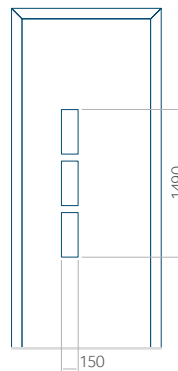
ALU: 1100x2300

WOOD: 840x2240


Panel 28



Without INOX application



With INOX application



Minimum panel size

PVC: 410x1650

ALU: 410x1650

WOOD: 410x1650

Maximum panel size

PVC: 900x2150

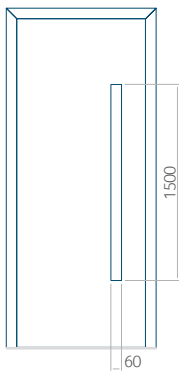
ALU: 1100x2300

WOOD: 840x2240


Panel 29



Without INOX application



With INOX application



Minimum panel size

PVC: 410x1650

ALU: 410x1650

WOOD: 410x1650

Maximum panel size

PVC: 900x2150

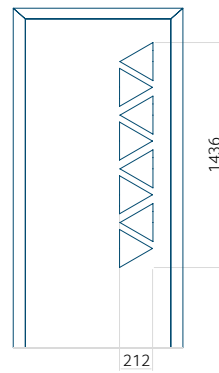
ALU: 1100x2300

WOOD: 840x2240

Panel 30



Without INOX application



With INOX application



Minimum panel size

PVC: 420x1650

ALU: 420x1650

WOOD: 420x1650

Maximum panel size

PVC: 900x2150

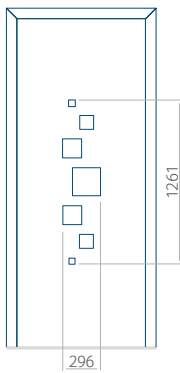
ALU: 1100x2300

WOOD: 840x2240

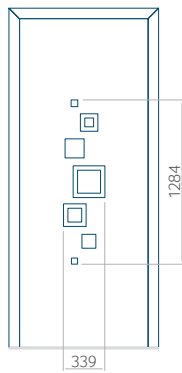
Panel 31



Without INOX application



With INOX application



Minimum panel size

PVC: 570x1650

ALU: 570x1650

WOOD: 570x1650

Maximum panel size

PVC: 900x2150

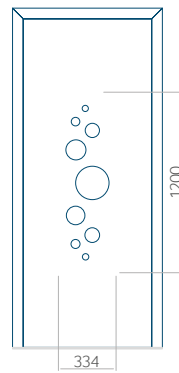
ALU: 1100x2300

WOOD: 840x2240

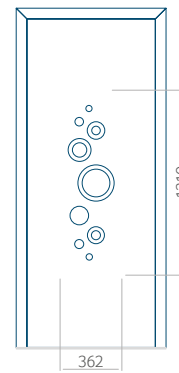
Panel 32



Without INOX application



With INOX application



Minimum panel size

PVC: 570x1650

ALU: 570x1650

WOOD: 570x1650

Maximum panel size

PVC: 900x2150

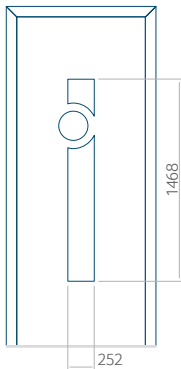
ALU: 1100x2300

WOOD: 840x2240


Panel 33



Without INOX application



With INOX application

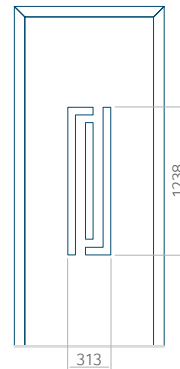


Minimum panel size	Maximum panel size
PVC: 570x1650	PVC: 900x2150
ALU: 570x1650	ALU: 1100x2300
WOOD: 570x1650	WOOD: 840x2240

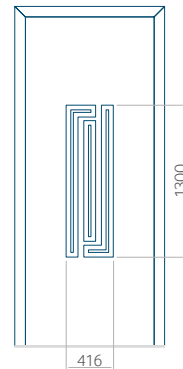
Panel 34



Without INOX application



With INOX application

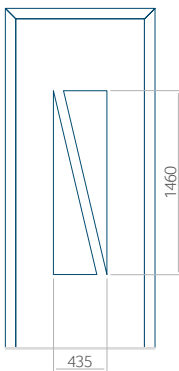


Minimum panel size	Maximum panel size
PVC: 570x1650	PVC: 900x2150
ALU: 570x1650	ALU: 1100x2300
WOOD: 570x1650	WOOD: 840x2240

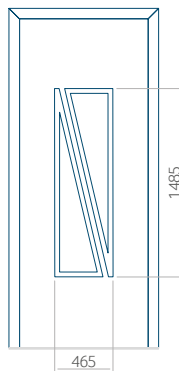
Panel 35



Without INOX application



With INOX application



Minimum panel size

PVC: 570x1650

ALU: 570x1650

WOOD: 570x1650

Maximum panel size

PVC: 900x2150


ALU: 1100x2300

WOOD: 840x2240


Panel 36



Without INOX application



With INOX application



Minimum panel size

PVC: 570x1650

ALU: 570x1650

WOOD: 570x1650

Maximum panel size

PVC: 900x2150

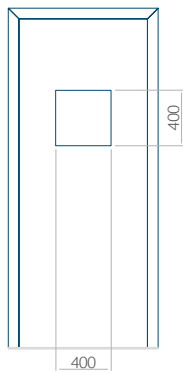
ALU: 1100x2300

WOOD: 840x2240

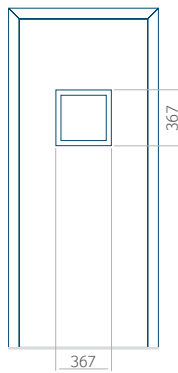
Panel 37



Without INOX application



With INOX application



Minimum panel size

PVC: 570x1650

ALU: 570x1650

WOOD: 570x1650

Maximum panel size

PVC: 900x2150

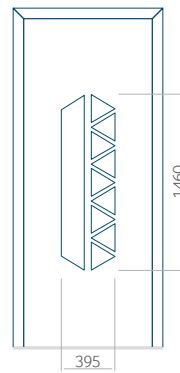
ALU: 1100x2300

WOOD: 840x2240

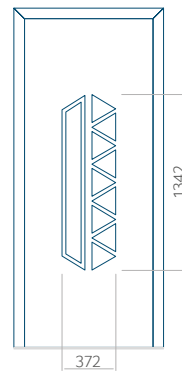
Panel 38



Without INOX application



With INOX application



Minimum panel size

PVC: 570x1650

ALU: 570x1650

WOOD: 570x1650

Maximum panel size

PVC: 900x2150

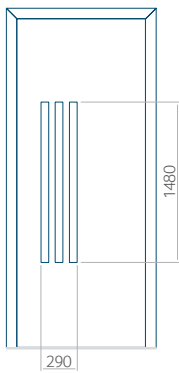
ALU: 1100x2300

WOOD: 840x2240

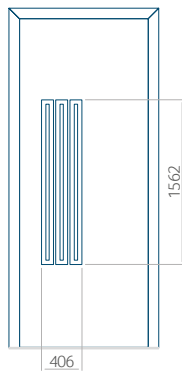
Panel 39



Without INOX application



With INOX application



Minimum panel size

PVC: 600x1650

ALU: 600x1650

WOOD: 600x1650

Maximum panel size

PVC: 900x2150

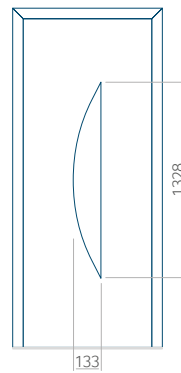
ALU: 1100x2300

WOOD: 840x2240

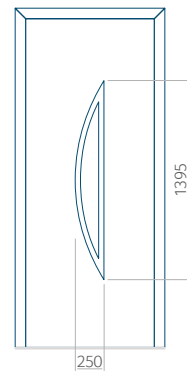
Panel 40



Without INOX application



With INOX application



Minimum panel size

PVC: 370x1650

ALU: 370x1650

WOOD: 370x1650

Maximum panel size

PVC: 900x2150

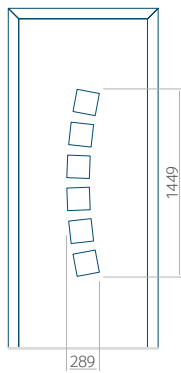
ALU: 1100x2300

WOOD: 840x2240

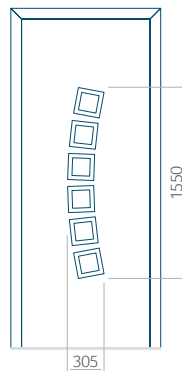
Panel 41



Without INOX application



With INOX application



Minimum panel size

PVC: 570x1650

ALU: 570x1650

WOOD: 570x1650

Maximum panel size

PVC: 900x2150

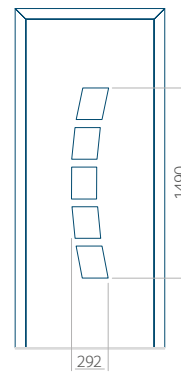
ALU: 1100x2300

WOOD: 840x2240

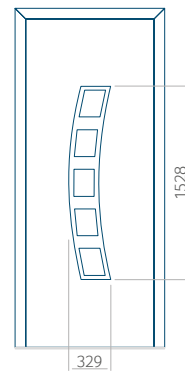
Panel 42



Without INOX application



With INOX application



Minimum panel size

PVC: 570x1650

ALU: 570x1650

WOOD: 570x1650

Maximum panel size

PVC: 900x2150

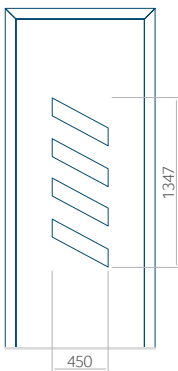
ALU: 1100x2300

WOOD: 840x2240

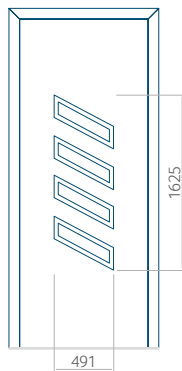
Panel 43



Without INOX application



With INOX application



Minimum panel size

PVC: 580x1750

ALU: 580x1750

WOOD: 580x1750

Maximum panel size

PVC: 900x2150


ALU: 1100x2300

WOOD: 840x2240


Panel 44



Without INOX application



With INOX application



Minimum panel size

PVC: 570x1650

ALU: 570x1650

WOOD: 570x1650

Maximum panel size

PVC: 900x2150

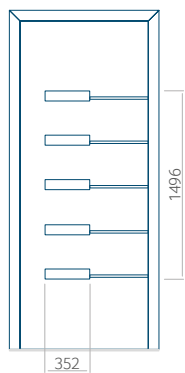
ALU: 1100x2300

WOOD: 840x2240

Panel 45



Without INOX application



With INOX application




Minimum panel size	Maximum panel size
PVC: 600x1650	PVC: 900x2150
ALU: 600x1650	ALU: 1100x2300
WOOD: 600x1650	WOOD: 840x2240

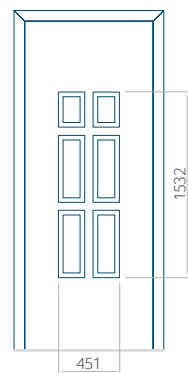
Panel 46



Without INOX application



With INOX application

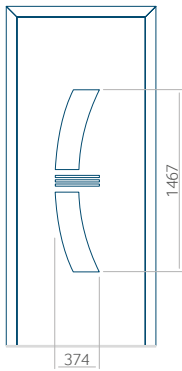


Minimum panel size	Maximum panel size
PVC: 570x1650	PVC: 900x2150
ALU: 570x1650	ALU: 1100x2300
WOOD: 570x1650	WOOD: 840x2240

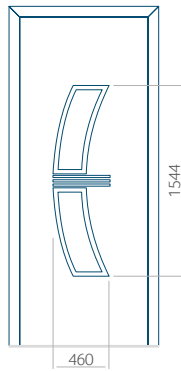
Panel 47



Without INOX application



With INOX application



Minimum panel size

PVC: 570x1650

ALU: 570x1650

WOOD: 570x1650

Maximum panel size

PVC: 900x2150

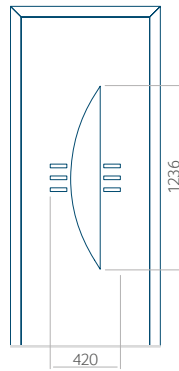
ALU: 1100x2300

WOOD: 840x2240

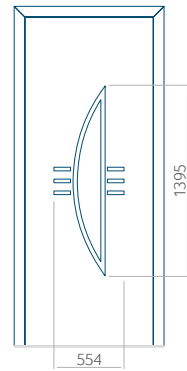
Panel 48



Without INOX application



With INOX application



Minimum panel size

PVC: 640x1650

ALU: 640x1650

WOOD: 640x1650

Maximum panel size

PVC: 900x2150

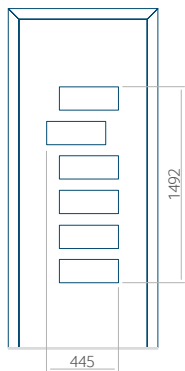
ALU: 1100x2300

WOOD: 840x2240

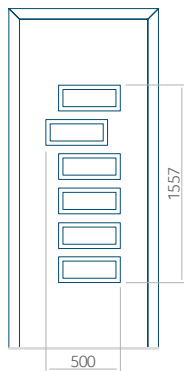
Panel 49



Without INOX application



With INOX application



Minimum panel size

PVC: 590x1650

ALU: 590x1650

WOOD: 590x1650

Maximum panel size

PVC: 900x2150


ALU: 1100x2300

WOOD: 840x2240

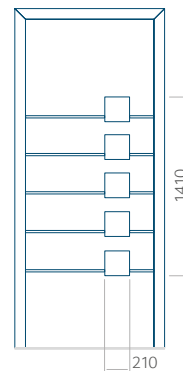
Panel 50



Without INOX application



With INOX application



Minimum panel size

PVC: 450x1650

ALU: 450x1650

WOOD: 450x1650

Maximum panel size

PVC: 900x2150

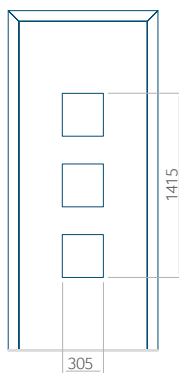
ALU: 1100x2300

WOOD: 840x2240


Panel 51



Without INOX application



With INOX application



Minimum panel size

PVC: 570x1650

ALU: 570x1650

WOOD: 570x1650

Maximum panel size

PVC: 900x2150

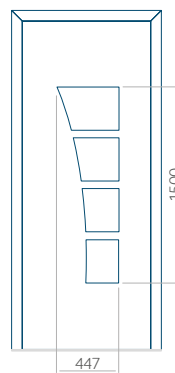
ALU: 1100x2300

WOOD: 840x2240

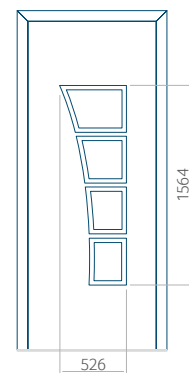
Panel 52



Without INOX application



With INOX application



Minimum panel size

PVC: 620x1650

ALU: 620x1650

WOOD: 620x1650

Maximum panel size

PVC: 900x2150

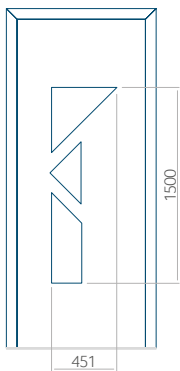
ALU: 1100x2300

WOOD: 840x2240


Panel 53



Without INOX application



With INOX application



Minimum panel size

PVC: 640x1650

ALU: 640x1650

WOOD: 640x1650

Maximum panel size

PVC: 900x2150

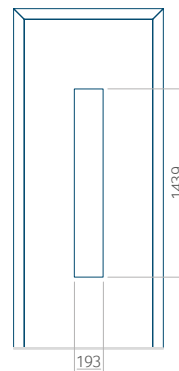
ALU: 1100x2300

WOOD: 840x2240

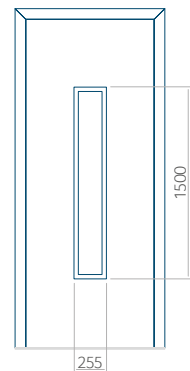
Panel 54



Without INOX application



With INOX application



Minimum panel size

PVC: 370x1650

ALU: 370x1650

WOOD: 370x1650

Maximum panel size

PVC: 900x2150

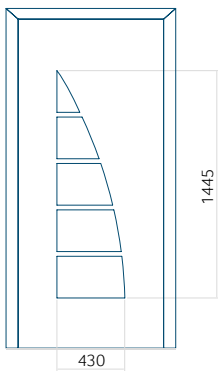
ALU: 1100x2300

WOOD: 840x2240

Panel 55



Without INOX application



With INOX application

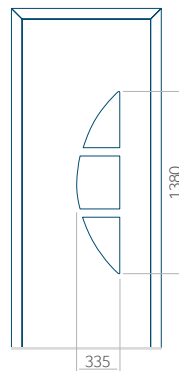


Minimum panel size	Maximum panel size
PVC: 570x1650	PVC: 900x2150
ALU: 570x1650	ALU: 1100x2300
WOOD: 570x1650	WOOD: 840x2240

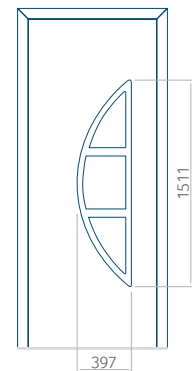
Panel 56



Without INOX application



With INOX application

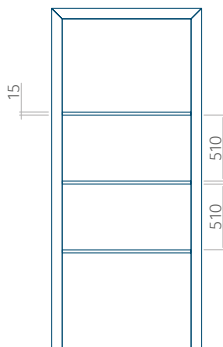


Minimum panel size	Maximum panel size
PVC: 600x1650	PVC: 900x2150
ALU: 600x1650	ALU: 1100x2300
WOOD: 600x1650	WOOD: 840x2240

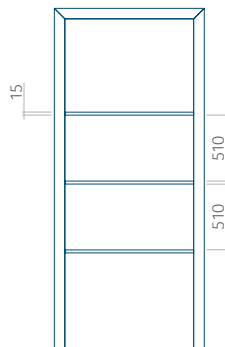
Panel 57



Without INOX application



With INOX application



Minimum panel size

PVC: 300x1650

ALU: 300x1650

WOOD: 300x1650

Maximum panel size

PVC: 900x2150

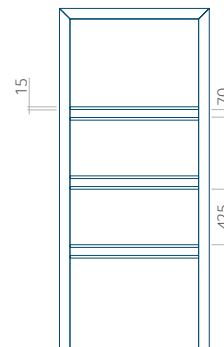
ALU: 1100x2300

WOOD: 840x2240

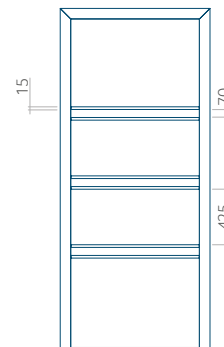
Panel 58



Without INOX application



With INOX application



Minimum panel size

PVC: 300x1650

ALU: 300x1650

WOOD: 300x1650

Maximum panel size

PVC: 900x2150

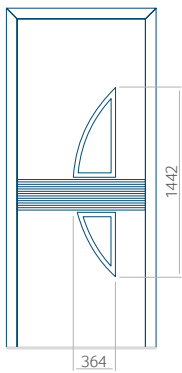
ALU: 1100x2300

WOOD: 840x2240

Panel 59



Without INOX application



With INOX application



Minimum panel size

PVC: 570x1650

ALU: 570x1650

WOOD: 570x1650

Maximum panel size

PVC: 900x2150

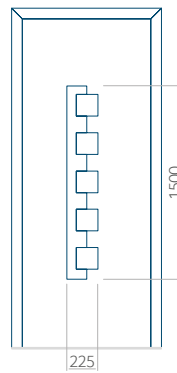
ALU: 1100x2300

WOOD: 840x2240

Panel 60



Without INOX application



With INOX application



Minimum panel size

PVC: 400x1650

ALU: 400x1650

WOOD: 400x1650

Maximum panel size

PVC: 900x2150

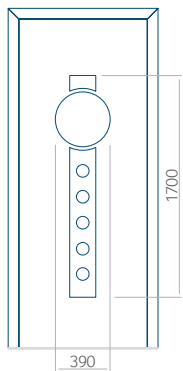
ALU: 1100x2300

WOOD: 840x2240

Panel 61



Without INOX application



With INOX application

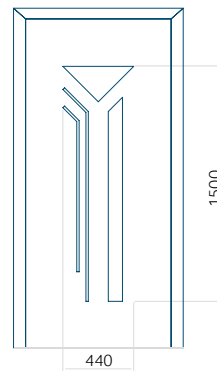


Minimum panel size	Maximum panel size
PVC: 570x1750	PVC: 900x2150
ALU: 570x1750	ALU: 1100x2300
WOOD: 570x1750	WOOD: 840x2240

Panel 62



Without INOX application



With INOX application

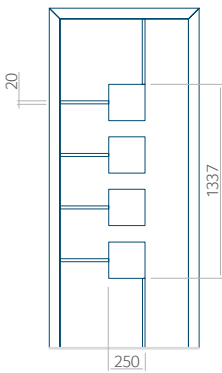


Minimum panel size	Maximum panel size
PVC: 570x1650	PVC: 900x2150
ALU: 570x1650	ALU: 1100x2300
-	-

Panel 63



Without INOX application



With INOX application



Minimum panel size

PVC: 500x1650

ALU: 500x1650

WOOD: 500x1650

Maximum panel size

PVC: 900x2150

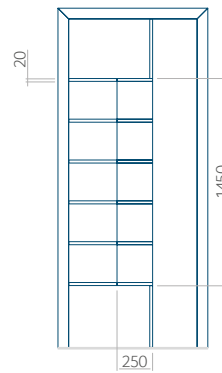
ALU: 1100x2300

WOOD: 840x2240

Panel 64



Without INOX application



With INOX application



Minimum panel size

PVC: 500x1650

ALU: 500x1650

WOOD: 500x1650

Maximum panel size

PVC: 900x2150

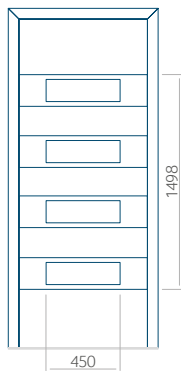
ALU: 1100x2300

WOOD: 840x2240

Panel 65



Without INOX application



With INOX application



Minimum panel size

PVC: 600x1650

ALU: 600x1650

WOOD: 600x1650

Maximum panel size

PVC: 900x2150

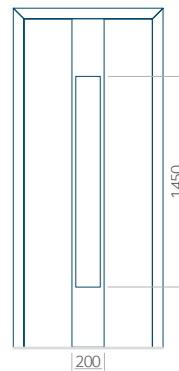
ALU: 1100x2300

WOOD: 840x2240

Panel 66



Without INOX application



With INOX application



Minimum panel size

PVC: 370x1650

ALU: 370x1650

WOOD: 370x1650

Maximum panel size

PVC: 900x2150


ALU: 1100x2300

WOOD: 840x2240

Panel **67**



Without INOX application



With INOX application



Minimum panel size

PVC: 570x1650

ALU: 570x1650

WOOD: 570x1650

Maximum panel size

PVC: 900x2150


ALU: 1100x2300

WOOD: 840x2240

Panel **68**



Without INOX application



With INOX application



Minimum panel size

PVC: 570x1650

ALU: 570x1650

WOOD: 570x1650

Maximum panel size

PVC: 900x2150

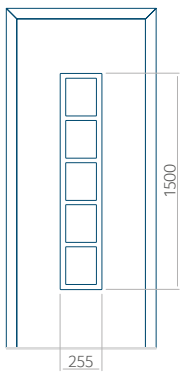
ALU: 1100x2300

WOOD: 840x2240

Panel 69



Without INOX application



With INOX application

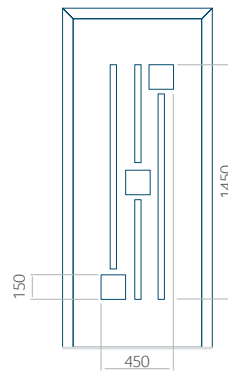


Minimum panel size	Maximum panel size
PVC: 370x1650	PVC: 900x2150
ALU: 370x1650	ALU: 1100x2300
WOOD: 370x1650	WOOD: 840x2240

Panel 70



Without INOX application



With INOX application

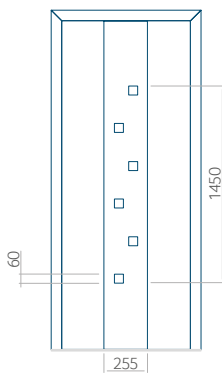


Minimum panel size	Maximum panel size
PVC: 570x1650	PVC: 900x2150
ALU: 570x1650	ALU: 1100x2300
WOOD: 570x1650	WOOD: 840x2240

Panel 71



Without INOX application



With INOX application



Minimum panel size

PVC: 370x1650

ALU: 370x1650

WOOD: 370x1650

Maximum panel size

PVC: 900x2150


ALU: 1100x2300

WOOD: 840x2240

Panel 72



Without INOX application



With INOX application



Minimum panel size

PVC: 300x1650

ALU: 300x1650

WOOD: 300x1650

Maximum panel size

PVC: 900x2150


ALU: 1100x2300

WOOD: 840x2240

Panel 73



Without INOX application



With INOX application

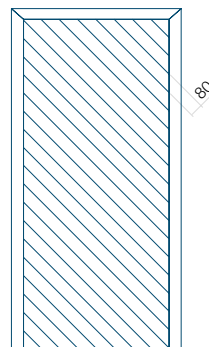


Minimum panel size	Maximum panel size
PVC: 300x1650	PVC: 900x2150
ALU: 300x1650	ALU: 1100x2300
WOOD: 300x1650	WOOD: 840x2240

Panel 74



Without INOX application



With INOX application

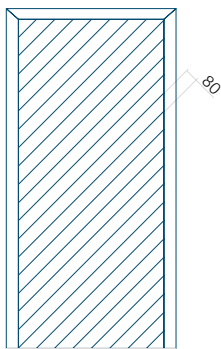


Minimum panel size	Maximum panel size
PVC: 300x1650	PVC: 900x2150
ALU: 300x1650	ALU: 1100x2300
WOOD: 300x1650	WOOD: 840x2240

Panel 75



Without INOX application



With INOX application



Minimum panel size

PVC: 300x1650

ALU: 300x1650

WOOD: 300x1650

Maximum panel size

PVC: 900x2150

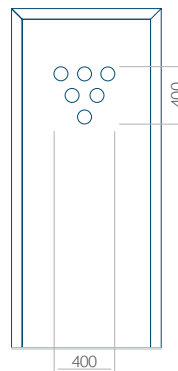
ALU: 1100x2300

WOOD: 840x2240

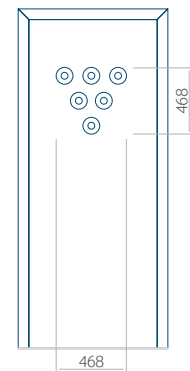
Panel 76



Without INOX application



With INOX application



Minimum panel size

PVC: 570x1650

ALU: 570x1650

WOOD: 570x1650

Maximum panel size

PVC: 900x2150

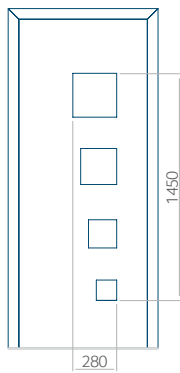
ALU: 1100x2300

WOOD: 840x2240

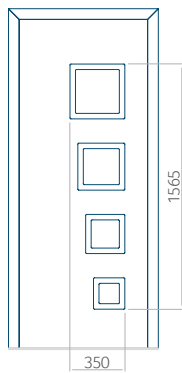
Panel 77



Without INOX application



With INOX application



Minimum panel size

PVC: 620x1650

ALU: 620x1650

WOOD: 620x1650

Maximum panel size

PVC: 900x2150

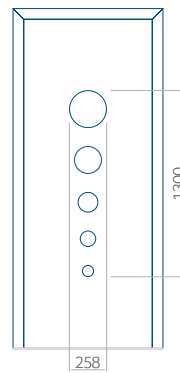
ALU: 1100x2300

WOOD: 840x2240

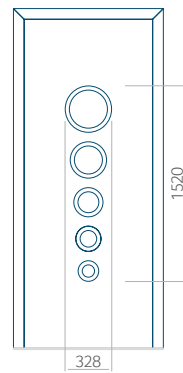
Panel 78



Without INOX application



With INOX application



Minimum panel size

PVC: 570x1650

ALU: 570x1650

WOOD: 570x1650

Maximum panel size

PVC: 900x2150

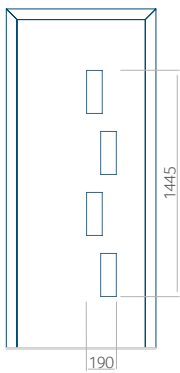
ALU: 1100x2300

WOOD: 840x2240

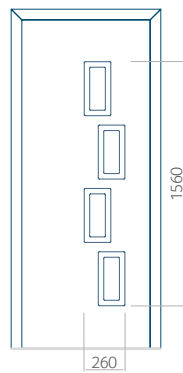
Panel 79



Without INOX application



With INOX application



Minimum panel size

PVC: 570x1650

ALU: 570x1650

WOOD: 570x1650

Maximum panel size

PVC: 900x2150

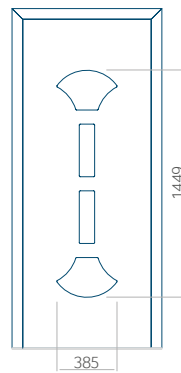
ALU: 1100x2300

WOOD: 840x2240


Panel 80



Without INOX application



With INOX application



Minimum panel size

PVC: 570x1650

ALU: 570x1650

WOOD: 570x1650

Maximum panel size

PVC: 900x2150

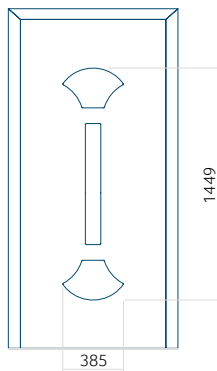
ALU: 1100x2300

WOOD: 840x2240


Panel 81



Without INOX application



With INOX application



Minimum panel size

PVC: 570x1650

ALU: 570x1650

WOOD: 570x1650

Maximum panel size

PVC: 900x2150


ALU: 1100x2300

WOOD: 840x2240


Panel 82



Without INOX application



With INOX application



Minimum panel size

PVC: 630x1650

ALU: 630x1650

WOOD: 630x1650

Maximum panel size

PVC: 900x2150

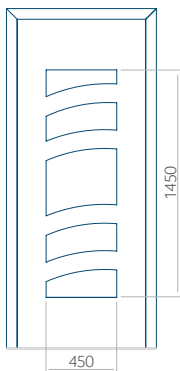
ALU: 1100x2300

WOOD: 840x2240

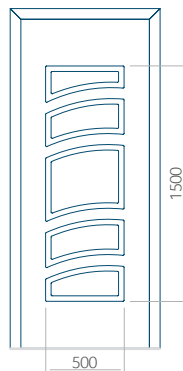
Panel 83



Without INOX application



With INOX application



Minimum panel size

PVC: 590x1650

ALU: 590x1650

WOOD: 590x1650

Maximum panel size

PVC: 900x2150

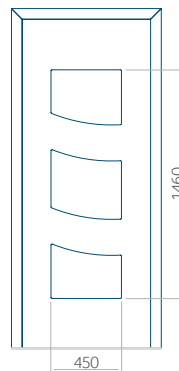
ALU: 1100x2300

WOOD: 840x2240


Panel 84



Without INOX application



With INOX application



Minimum panel size

PVC: 570x1650

ALU: 570x1650

WOOD: 570x1650

Maximum panel size

PVC: 900x2150

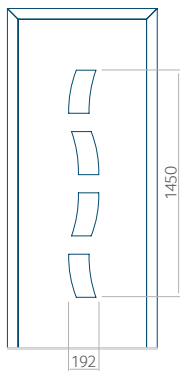
ALU: 1100x2300

WOOD: 840x2240


Panel 85



Without INOX application



With INOX application



Minimum panel size

PVC: 420x1650

ALU: 420x1650

WOOD: 420x1650

Maximum panel size

PVC: 900x2150

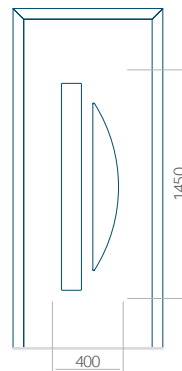
ALU: 1100x2300

WOOD: 840x2240

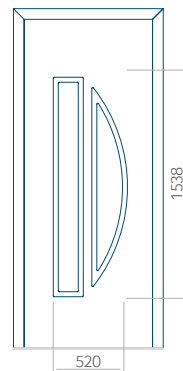
Panel 86



Without INOX application



With INOX application



Minimum panel size

PVC: 610x1650

ALU: 610x1650

WOOD: 610x1650

Maximum panel size

PVC: 900x2150

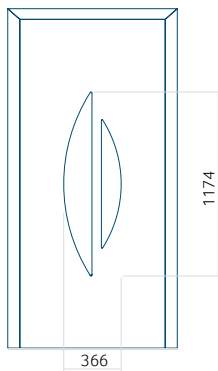
ALU: 1100x2300

WOOD: 840x2240

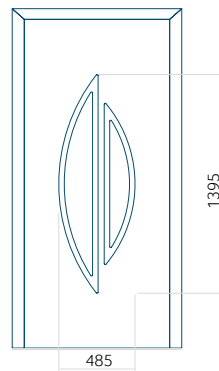
Panel 87



Without INOX application



With INOX application



Minimum panel size

PVC: 570x1650

ALU: 570x1650

WOOD: 570x1650

Maximum panel size

PVC: 900x2150


ALU: 1100x2300

WOOD: 840x2240


Panel 88



Without INOX application



With INOX application



Minimum panel size

PVC: 570x1650

ALU: 570x1650

WOOD: 570x1650

Maximum panel size

PVC: 900x2150

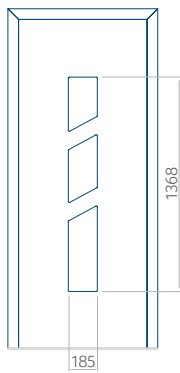
ALU: 1100x2300

WOOD: 840x2240


Panel 89



Without INOX application



With INOX application



Minimum panel size

PVC: 370x1650

ALU: 370x1650

WOOD: 370x1650

Maximum panel size

PVC: 900x2150

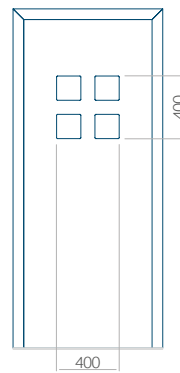
ALU: 1100x2300

WOOD: 840x2240


Panel 90



Without INOX application



With INOX application



Minimum panel size

PVC: 610x1650

ALU: 610x1650

WOOD: 610x1650

Maximum panel size

PVC: 900x2150

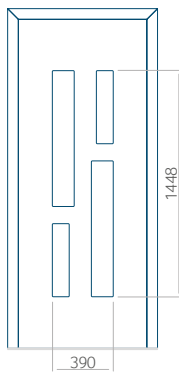
ALU: 1100x2300

WOOD: 840x2240


Panel 91



Without INOX application



With INOX application



Minimum panel size

PVC: 610x1650

ALU: 610x1650

WOOD: 610x1650

Maximum panel size

PVC: 900x2150


ALU: 1100x2300

WOOD: 840x2240


Panel 92



Without INOX application



With INOX application



Minimum panel size

PVC: 570x1650

ALU: 570x1650

WOOD: 570x1650

Maximum panel size

PVC: 900x2150

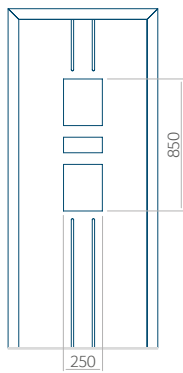
ALU: 1100x2300

WOOD: 840x2240

Panel 93



Without INOX application



With INOX application

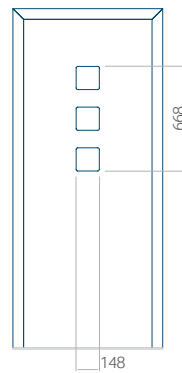


Minimum panel size	Maximum panel size
PVC: 370x1650	PVC: 900x2150
ALU: 370x1650	ALU: 1100x2300
WOOD: 370x1650	WOOD: 840x2240

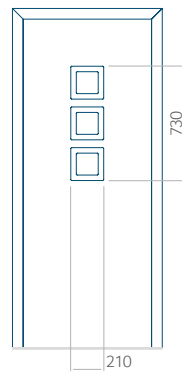
Panel 94



Without INOX application



With INOX application

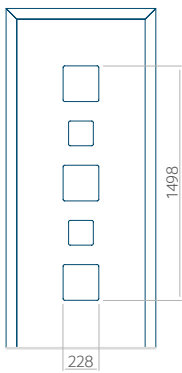


Minimum panel size	Maximum panel size
PVC: 370x1650	PVC: 900x2150
ALU: 370x1650	ALU: 1100x2300
WOOD: 370x1650	WOOD: 840x2240

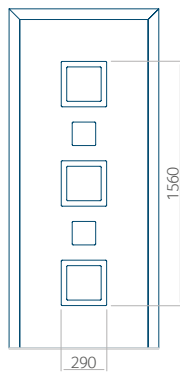
Panel 95



Without INOX application



With INOX application



Minimum panel size

PVC: 380x1650

ALU: 380x1650

WOOD: 380x1650

Maximum panel size

PVC: 900x2150

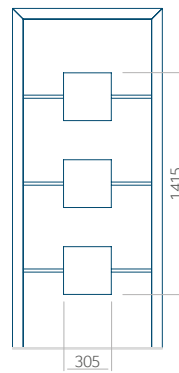
ALU: 1100x2300

WOOD: 840x2240

Panel 96



Without INOX application



With INOX application



Minimum panel size

PVC: 570x1650

ALU: 570x1650

WOOD: 570x1650

Maximum panel size

PVC: 900x2150

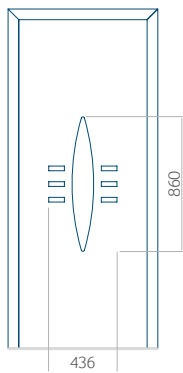
ALU: 1100x2300

WOOD: 840x2240

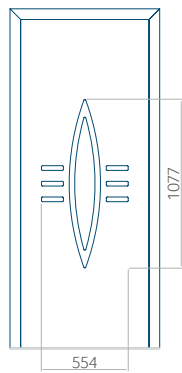
Panel 97



Without INOX application



With INOX application



Minimum panel size

PVC: 650x1650

ALU: 650x1650

WOOD: 650x1650

Maximum panel size

PVC: 900x2150

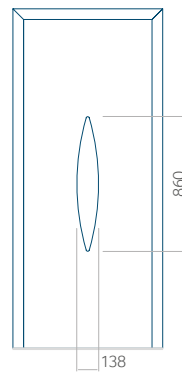
ALU: 1100x2300

WOOD: 840x2240

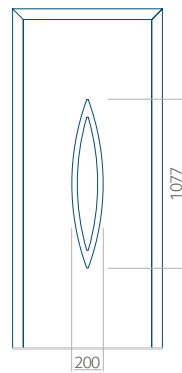
Panel 98



Without INOX application



With INOX application



Minimum panel size

PVC: 370x1650

ALU: 370x1650

WOOD: 370x1650

Maximum panel size

PVC: 900x2150

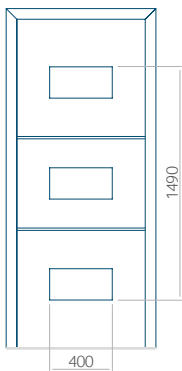
ALU: 1100x2300

WOOD: 840x2240

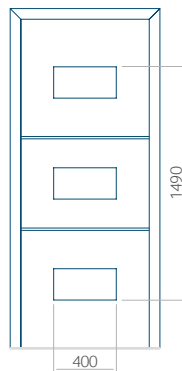
Panel 99



Without INOX application



With INOX application



Minimum panel size

PVC: 570x1650

ALU: 570x1650

-

Maximum panel size

PVC: 900x2150

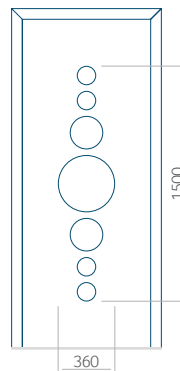
ALU: 1100x2300

-

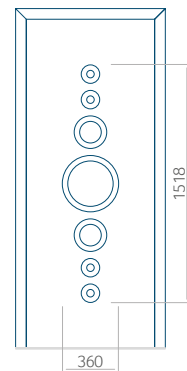
Panel 100



Without INOX application



With INOX application



Minimum panel size

PVC: 570x1650

ALU: 570x1650

WOOD: 570x1650

Maximum panel size

PVC: 900x2150

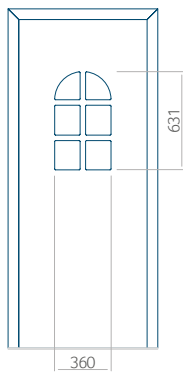
ALU: 1100x2300

WOOD: 840x2240

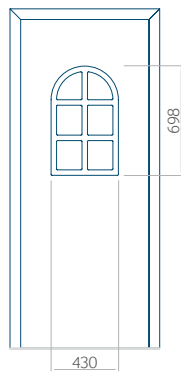
Panel 101



Without INOX application



With INOX application



Minimum panel size

PVC: 570x1650

ALU: 570x1650

WOOD: 570x1650

Maximum panel size

PVC: 900x2150

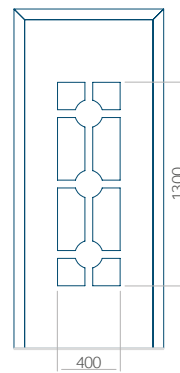
ALU: 1100x2300

WOOD: 840x2240

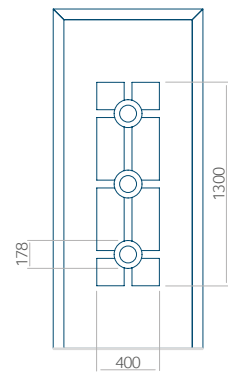
Panel 102



Without INOX application



With INOX application



Minimum panel size

PVC: 570x1650

ALU: 570x1650

WOOD: 570x1650

Maximum panel size

PVC: 900x2150

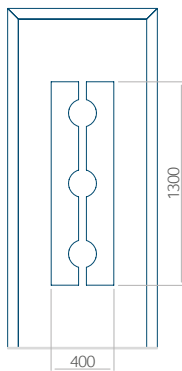
ALU: 1100x2300

WOOD: 840x2240

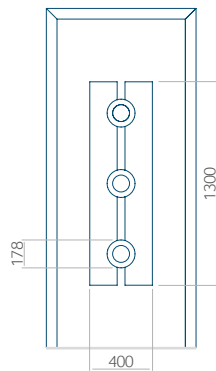
Panel 103



Without INOX application



With INOX application



Minimum panel size

PVC: 570x1650

ALU: 570x1650

WOOD: 570x1650

Maximum panel size

PVC: 900x2150

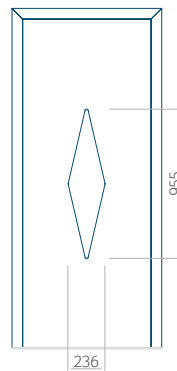
ALU: 1100x2300

WOOD: 840x2240

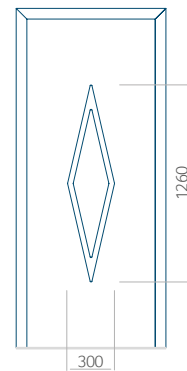
Panel 104



Without INOX application



With INOX application



Minimum panel size

PVC: 390x1650

ALU: 390x1650

WOOD: 390x1650

Maximum panel size

PVC: 900x2150

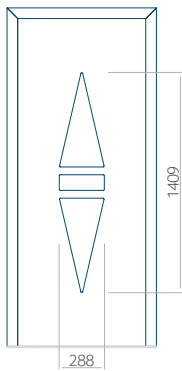
ALU: 1100x2300

WOOD: 840x2240

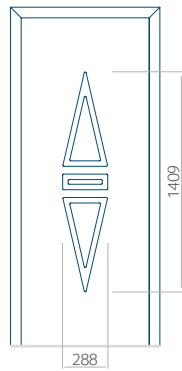
Panel 105



Without INOX application



With INOX application

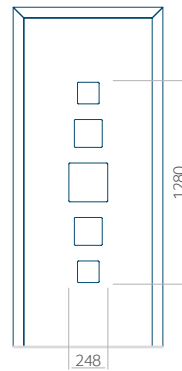


Minimum panel size	Maximum panel size
PVC: 570x1650	PVC: 900x2150
ALU: 570x1650	ALU: 1100x2300
WOOD: 570x1650	WOOD: 840x2240

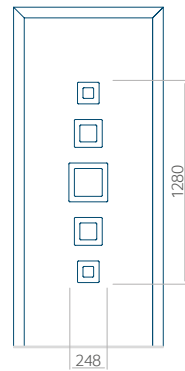
Panel 106



Without INOX application



With INOX application

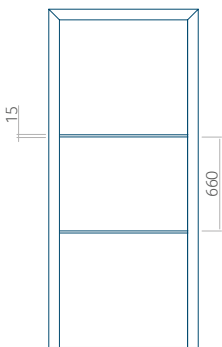


Minimum panel size	Maximum panel size
PVC: 370x1650	PVC: 900x2150
ALU: 370x1650	ALU: 1100x2300
WOOD: 370x1650	WOOD: 840x2240


Panel 107



Without INOX application



With INOX application



Minimum panel size

PVC: 300x1650

ALU: 300x1650

WOOD: 300x1650

Maximum panel size

PVC: 900x2150

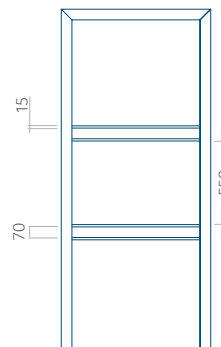
ALU: 1100x2300

WOOD: 840x2240

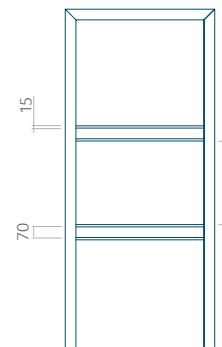
Panel 108



Without INOX application



With INOX application



Minimum panel size

PVC: 300x1650

ALU: 300x1650

WOOD: 300x1650

Maximum panel size

PVC: 900x2150

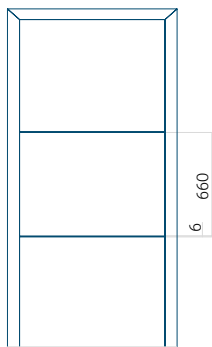
ALU: 1100x2300

WOOD: 840x2240

Panel 109



Without INOX application



With INOX application



Minimum panel size

PVC: 300x1650

ALU: 300x1650

WOOD: 300x1650

Maximum panel size

PVC: 900x2150


ALU: 1100x2300

WOOD: 840x2240

Panel 110



Without INOX application



With INOX application



Minimum panel size

PVC: 300x1650

ALU: 300x1650

WOOD: 300x1650

Maximum panel size

PVC: 900x2150

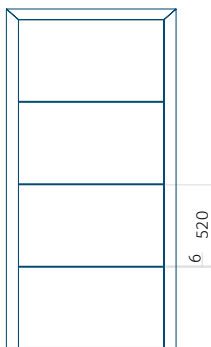
ALU: 1100x2300

WOOD: 840x2240

Panel 111



Without INOX application



With INOX application



Minimum panel size

PVC: 300x1650

ALU: 300x1650

WOOD: 300x1650

Maximum panel size

PVC: 900x2150


ALU: 1100x2300

WOOD: 840x2240

Panel 112



Without INOX application



With INOX application



Minimum panel size

PVC: 300x1650

ALU: 300x1650

WOOD: 300x1650

Maximum panel size

PVC: 900x2150

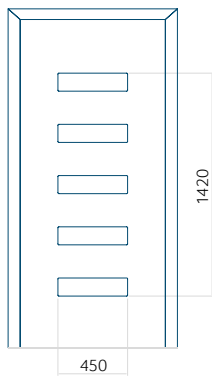
ALU: 1100x2300

WOOD: 840x2240

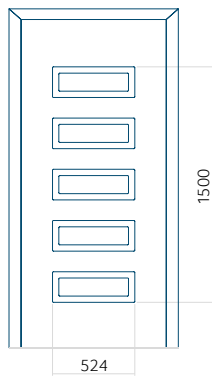
Panel 113



Without INOX application



With INOX application



Minimum panel size

PVC: 615x1650

ALU: 615x1650

WOOD: 615x1650

Maximum panel size

PVC: 900x2150

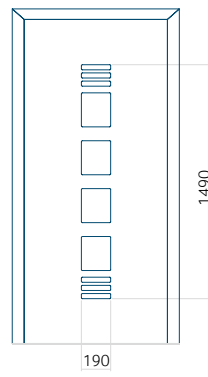
ALU: 1100x2300

WOOD: 840x2240

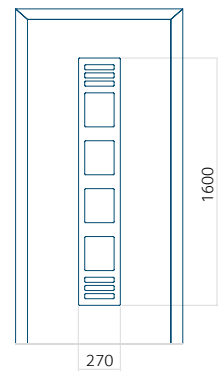
Panel 114



Without INOX application



With INOX application



Minimum panel size

PVC: 370x1650

ALU: 370x1650

WOOD: 370x1650

Maximum panel size

PVC: 900x2150

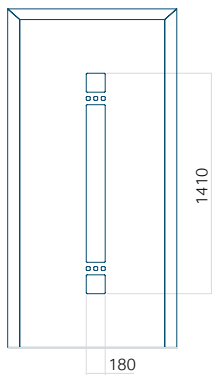
ALU: 1100x2300

WOOD: 840x2240

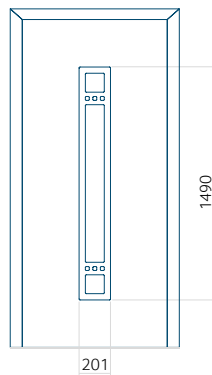
Panel 115



Without INOX application



With INOX application



Minimum panel size

PVC: 370x1650

ALU: 370x1650

WOOD: 370x1650

Maximum panel size

PVC: 900x2150

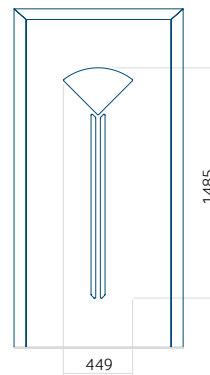
ALU: 1100x2300

WOOD: 840x2240

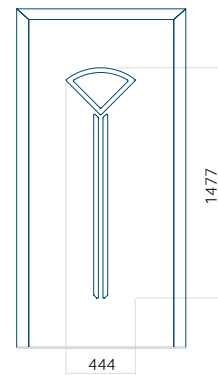
Panel 116



Without INOX application



With INOX application



Minimum panel size

PVC: 570x1650

ALU: 570x1650

WOOD: 570x1650

Maximum panel size

PVC: 900x2150

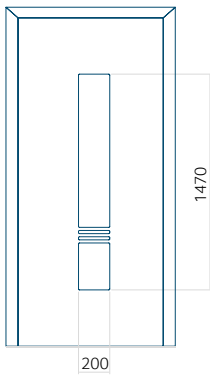
ALU: 1100x2300

WOOD: 840x2240

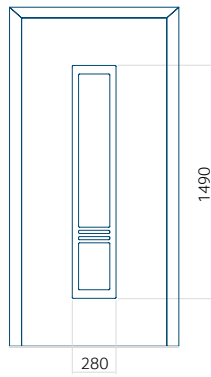
Panel 117



Without INOX application



With INOX application

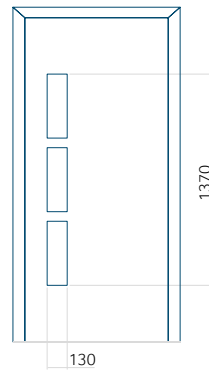


Minimum panel size	Maximum panel size
PVC: 370x1650	PVC: 900x2150
ALU: 370x1650	ALU: 1100x2300
WOOD: 370x1650	WOOD: 840x2240

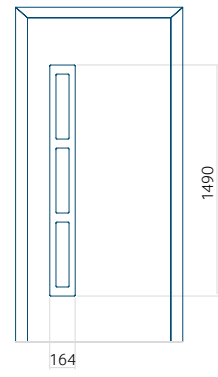
Panel 118



Without INOX application



With INOX application

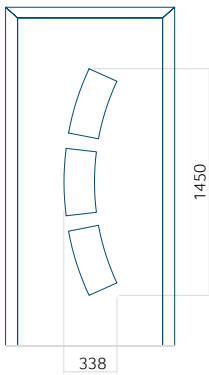


Minimum panel size	Maximum panel size
PVC: 560x1650	PVC: 900x2150
ALU: 560x1650	ALU: 1100x2300
WOOD: 560x1650	WOOD: 840x2240

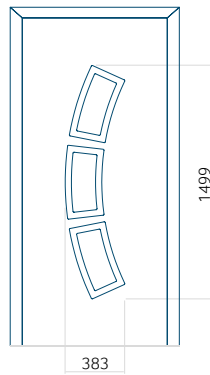
Panel 119



Without INOX application



With INOX application



Minimum panel size

PVC: 570x1650

ALU: 570x1650

WOOD: 570x1650

Maximum panel size

PVC: 900x2150

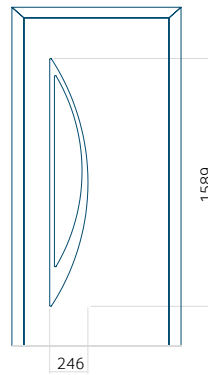
ALU: 1100x2300

WOOD: 840x2240

Panel 120



Without INOX application



With INOX application



Minimum panel size

PVC: 570x1650

ALU: 570x1650

WOOD: 570x1650

Maximum panel size

PVC: 900x2150

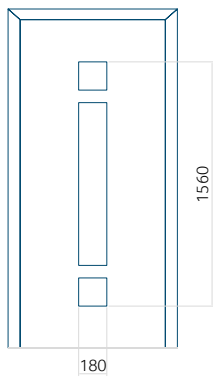
ALU: 1100x2300

WOOD: 840x2240


Panel 121



Without INOX application



With INOX application

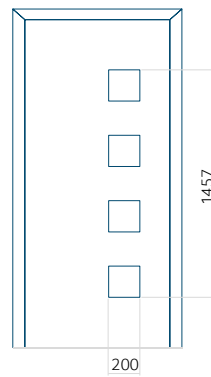


Minimum panel size	Maximum panel size
PVC: 370x1812	PVC: 900x2150
ALU: 370x1812	ALU: 1100x2300
WOOD: 370x1812	WOOD: 840x2240


Panel 122



Without INOX application



With INOX application

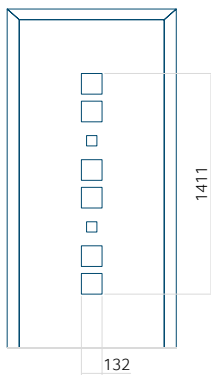


Minimum panel size	Maximum panel size
PVC: 600x1650	PVC: 900x2150
ALU: 600x1650	ALU: 1100x2300
WOOD: 600x1650	WOOD: 840x2240


Panel 123



Without INOX application



With INOX application



Minimum panel size

PVC: 370x1650

ALU: 370x1650

WOOD: 370x1650

Maximum panel size

PVC: 900x2150

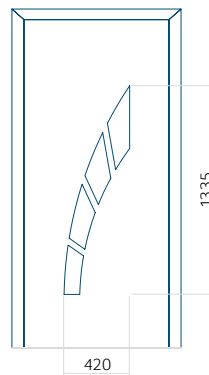
ALU: 1100x2300

WOOD: 840x2240

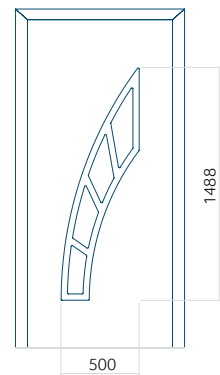
Panel 124



Without INOX application



With INOX application



Minimum panel size

PVC: 600x1650

ALU: 600x1650

WOOD: 600x1650

Maximum panel size

PVC: 900x2150

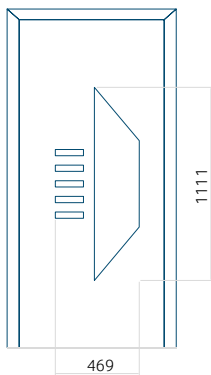
ALU: 1100x2300

WOOD: 840x2240

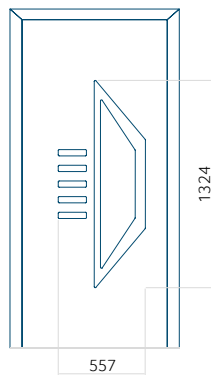
Panel 125



Without INOX application



With INOX application



Minimum panel size

PVC: 650x1650

ALU: 650x1650

WOOD: 650x1650

Maximum panel size

PVC: 900x2150


ALU: 1100x2300

WOOD: 840x2240

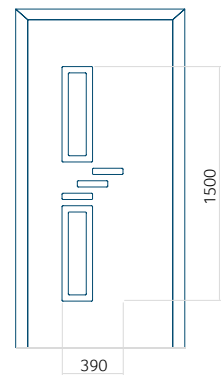
Panel 126



Without INOX application



With INOX application



Minimum panel size

PVC: 600x1650

ALU: 600x1650

WOOD: 600x1650

Maximum panel size

PVC: 900x2150

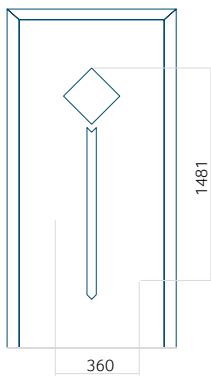
ALU: 1100x2300

WOOD: 840x2240

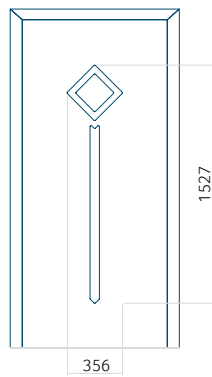
Panel 127



Without INOX application



With INOX application



Minimum panel size

PVC: 570x1650

ALU: 570x1650

WOOD: 570x1650

Maximum panel size

PVC: 900x2150

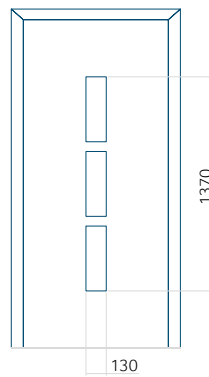
ALU: 1100x2300

WOOD: 840x2240

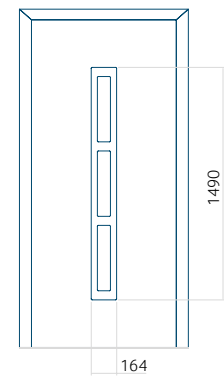
Panel 128



Without INOX application



With INOX application



Minimum panel size

PVC: 370x1650

ALU: 370x1650

WOOD: 370x1650

Maximum panel size

PVC: 900x2150

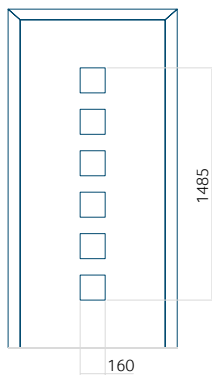
ALU: 1100x2300

WOOD: 840x2240

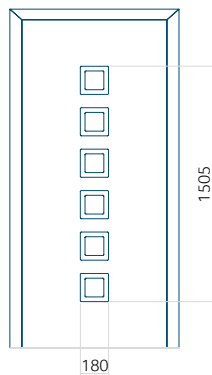
Panel 129



Without INOX application



With INOX application



Minimum panel size

PVC: 370x1650

ALU: 370x1650

WOOD: 370x1650

Maximum panel size

PVC: 900x2150

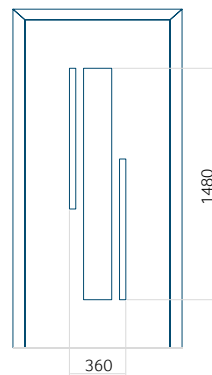
ALU: 1100x2300

WOOD: 840x2240

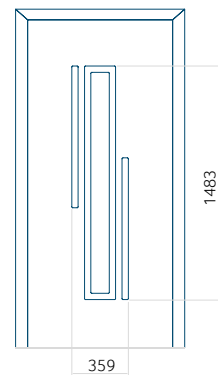
Panel 130



Without INOX application



With INOX application



Minimum panel size

PVC: 570x1650

ALU: 570x1650

WOOD: 570x1650

Maximum panel size

PVC: 900x2150

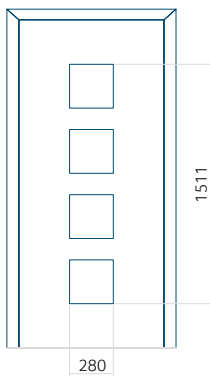
ALU: 1100x2300

WOOD: 840x2240


Panel 131



Without INOX application



With INOX application



Minimum panel size

PVC: 570x1650

ALU: 570x1650

WOOD: 570x1650

Maximum panel size

PVC: 900x2150

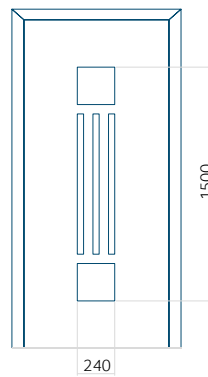
ALU: 1100x2300

WOOD: 840x2240

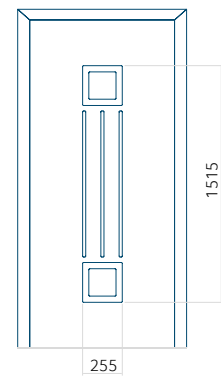
Panel 132



Without INOX application



With INOX application



Minimum panel size

PVC: 570x1650

ALU: 570x1650

WOOD: 570x1650

Maximum panel size

PVC: 900x2150

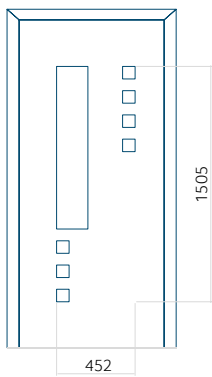
ALU: 1100x2300

WOOD: 840x2240

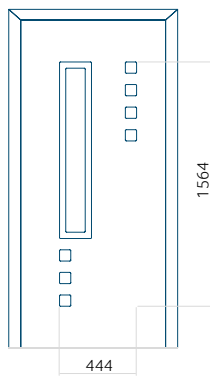
Panel 133



Without INOX application



With INOX application




Minimum panel size	Maximum panel size
PVC: 590x1650	PVC: 900x2150
ALU: 590x1650	ALU: 1100x2300
WOOD: 590x1650	WOOD: 840x2240

Panel 134



Without INOX application



With INOX application

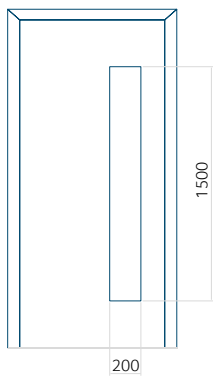


Minimum panel size	Maximum panel size
PVC: 570x1650	PVC: 900x2150
ALU: 570x1650	ALU: 1100x2300
-	-

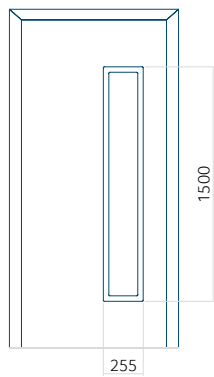
Panel 135



Without INOX application



With INOX application




Minimum panel size	Maximum panel size
PVC: 600x1650	PVC: 900x2150
ALU: 600x1650	ALU: 1100x2300
WOOD: 600x1650	WOOD: 840x2240


Panel 136



Without INOX application



With INOX application




Minimum panel size	Maximum panel size
PVC: 370x1650	PVC: 900x2150
ALU: 370x1650	ALU: 1100x2300
WOOD: 370x1650	WOOD: 840x2240

Panel 137



Without INOX application



With INOX application

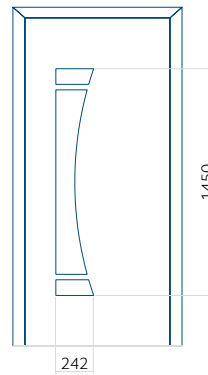


Minimum panel size	Maximum panel size
PVC: 600x1650	PVC: 900x2150
ALU: 600x1650	ALU: 1100x2300
WOOD: 600x1650	WOOD: 840x2240

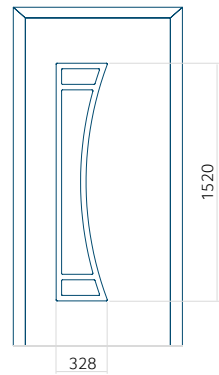
Panel 138



Without INOX application



With INOX application

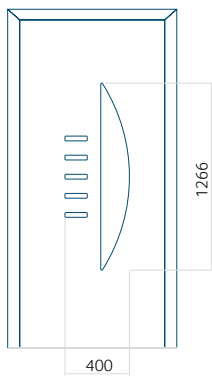


Minimum panel size	Maximum panel size
PVC: 600x1650	PVC: 900x2150
ALU: 600x1650	ALU: 1100x2300
WOOD: 600x1650	WOOD: 840x2240

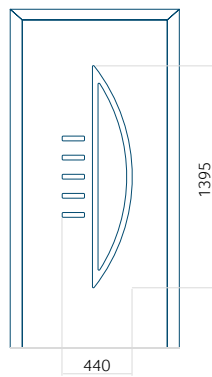
Panel 139



Without INOX application



With INOX application



Minimum panel size

PVC: 600x1650

ALU: 600x1650

WOOD: 600x1650

Maximum panel size

PVC: 900x2150

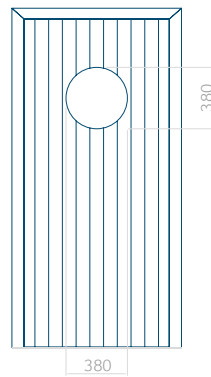
ALU: 1100x2300

WOOD: 840x2240

Panel 140



Without INOX application



With INOX application



Minimum panel size

PVC: 570 x 1650

ALU: 570 x 1650

WOOD: -

Maximum panel size

PVC: 900 x 2150

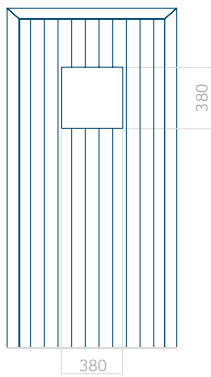
ALU: 1100 x 2300

WOOD: -

Panel 141



Without INOX application



With INOX application



Minimum panel size

PVC: 570 x 1650

ALU: 570 x 1650

WOOD: -

Maximum panel size

PVC: 900 x 2150

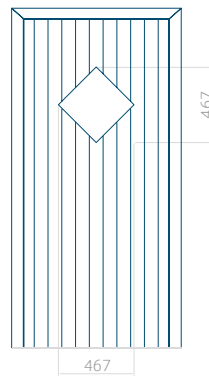
ALU: 1100 x 2300

WOOD: -

Panel 142



Without INOX application



With INOX application



Minimum panel size

PVC: 570 x 1650

ALU: 570 x 1650

WOOD: -

Maximum panel size

PVC: 900 x 2150

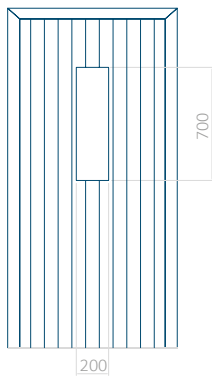
ALU: 1100 x 2300

WOOD: -

Panel 143



Without INOX application



With INOX application



Minimum panel size

PVC: 370 x 1650

ALU: 370 x 1650

WOOD: -

Maximum panel size

PVC: 900 x 2150

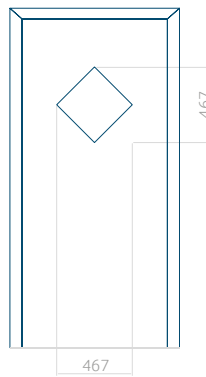
ALU: 1100 x 2300

WOOD: -

Panel 144



Without INOX application



With INOX application



Minimum panel size

PVC: 570 x 1650

ALU: 570 x 1650

WOOD: -

Maximum panel size

PVC: 900 x 2150

ALU: 1100 x 2300

WOOD: -

Glass panels

EkoVitre glass door panels are chosen by architects who care about using as much natural light as possible. This elegant door, suitable for any style, can be adapted to individual needs thanks to the large number of finishing options. This is a great solution for individual and institutional investors.



EkoVitre



Available colour options:

- Aluplast
- Salamander
- Gealan
- RAL
- Teknos



Materials from which the door can be made:

- PVC
- Aluminium (ALU)
- Wood



Panel fillings available:

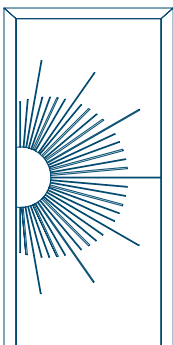
- glazing unit (44.4cz. sandblasted / 18Ar/44.2th)



Panel 01




Technical drawing

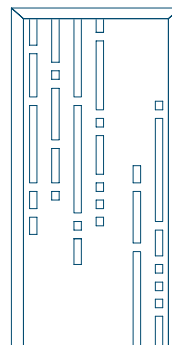


Minimum panel size	Maximum panel size
PVC: 600x1700	PVC: 950x2200
ALU: 600x1700	ALU: 950x2200
WOOD: 600x1700	WOOD: 950x2200

Panel 02



Technical drawing

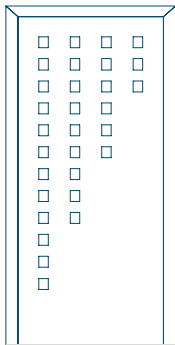


Minimum panel size	Maximum panel size
PVC: 600x1700	PVC: 950x2200
ALU: 600x1700	ALU: 950x2200
WOOD: 600x1700	WOOD: 950x2200

Panel 03



Technical drawing

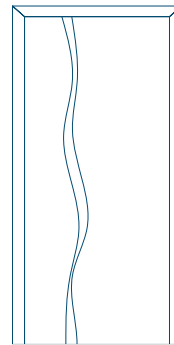


Minimum panel size	Maximum panel size
PVC: 600x1700	PVC: 950x2200
ALU: 600x1700	ALU: 950x2200
WOOD: 600x1700	WOOD: 950x2200

Panel 04



Technical drawing

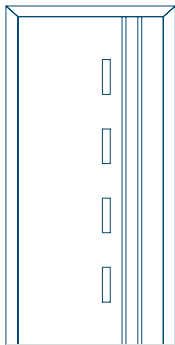


Minimum panel size	Maximum panel size
PVC: 600x1700	PVC: 950x2200
ALU: 600x1700	ALU: 950x2200
WOOD: 600x1700	WOOD: 950x2200

Panel 05



Technical drawing




Minimum panel size	Maximum panel size
PVC: 600x1700	PVC: 950x2200
ALU: 600x1700	ALU: 950x2200
WOOD: 600x1700	WOOD: 950x2200

Panel 06



Technical drawing




Minimum panel size	Maximum panel size
PVC: 600x1700	PVC: 950x2200
ALU: 600x1700	ALU: 950x2200
WOOD: 600x1700	WOOD: 950x2200

Panel 07



Technical drawing



Minimum panel size

PVC: 600x1700

ALU: 600x1700

WOOD: 600x1700

Maximum panel size

PVC: 950x2200


ALU: 950x2200

WOOD: 950x2200

Panel 08



Technical drawing



Minimum panel size

PVC: 600x1700

ALU: 600x1700

WOOD: 600x1700

Maximum panel size

PVC: 950x2200


ALU: 950x2200

WOOD: 950x2200

Panel 09



Technical drawing

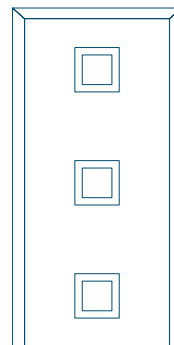


Minimum panel size	Maximum panel size
PVC: 600x1700	PVC: 950x2200
ALU: 600x1700	ALU: 950x2200
WOOD: 600x1700	WOOD: 950x2200

Panel 10



Technical drawing

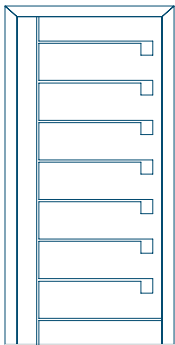


Minimum panel size	Maximum panel size
PVC: 600x1700	PVC: 950x2200
ALU: 600x1700	ALU: 950x2200
WOOD: 600x1700	WOOD: 950x2200

Panel 11



Technical drawing

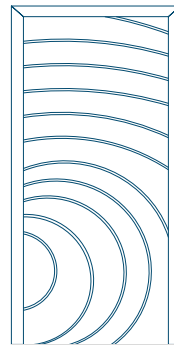


Minimum panel size	Maximum panel size
PVC: 600x1700	PVC: 950x2200
ALU: 600x1700	ALU: 950x2200
WOOD: 600x1700	WOOD: 950x2200

Panel 12



Technical drawing

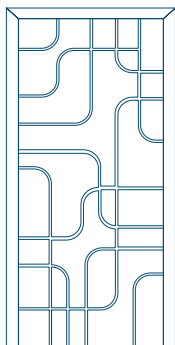


Minimum panel size	Maximum panel size
PVC: 600x1700	PVC: 950x2200
ALU: 600x1700	ALU: 950x2200
WOOD: 600x1700	WOOD: 950x2200

Panel 13



Technical drawing

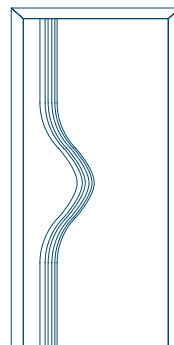


Minimum panel size	Maximum panel size
PVC: 600x1700	PVC: 950x2200
ALU: 600x1700	ALU: 950x2200
WOOD: 600x1700	WOOD: 950x2200

Panel 14



Technical drawing

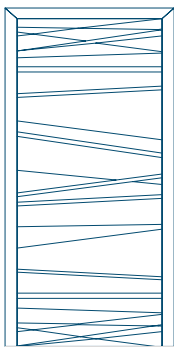


Minimum panel size	Maximum panel size
PVC: 600x1700	PVC: 950x2200
ALU: 600x1700	ALU: 950x2200
WOOD: 600x1700	WOOD: 950x2200

Panel 15



Technical drawing



Minimum panel size

PVC: 600x1700

ALU: 600x1650

WOOD: 600x1700

Maximum panel size

PVC: 950x2200

ALU: 950x2200

WOOD: 950x2200



Embossed panels

ClassicLine is a combination of traditional aesthetics and modern materials, thanks to which the customer buys solid doors at an attractive price. The number of colour variants is impressive, and the resistance to external factors guarantees high comfort of use for years. Thanks to good performance parameters, they are an interesting proposition for investors who care about low maintenance costs.

Panels with a thickness of 36 and 48 mm

Panels made of MDF boards and XPS foam

Handle or handrail



ClassicLine



Materials from which the door can be made:

- Wood
- PVC



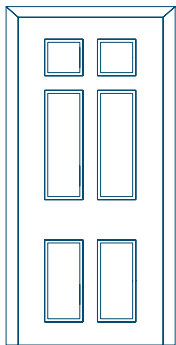
Available colour options:

- Aluplast
- Salamander
- Gealan
- RAL
- Teknos

Panel 01



Technical drawing



Minimum panel size

PVC: 500x1750

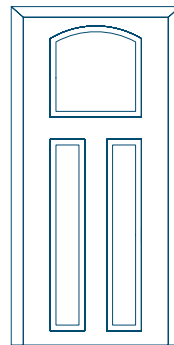
Maximum panel size

PVC: 1100x2300

Panel 02



Technical drawing



Minimum panel size

PVC: 500x1750

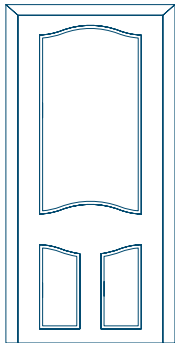
Maximum panel size

PVC: 1100x2300

Panel 03



Technical drawing



Minimum panel size

PVC: 500x1750

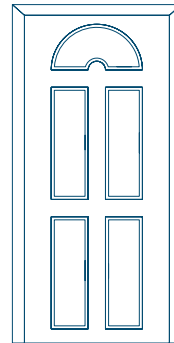
Maximum panel size

PVC: 1100x2300

Panel 04



Technical drawing



Minimum panel size

PVC: 500x1750

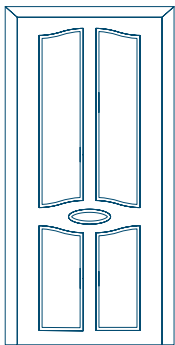
Maximum panel size

PVC: 1100x2300

Panel 05



Technical drawing



Minimum panel size

PVC: 500x1750

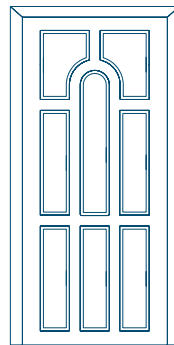
Maximum panel size

PVC: 1100x2300

Panel 06



Technical drawing



Minimum panel size

PVC: 500x1750

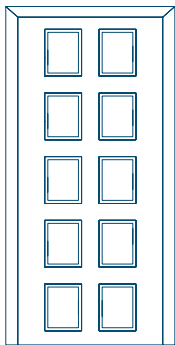
Maximum panel size

PVC: 1100x2300

Panel 07



Technical drawing



Minimum panel size

PVC: 500x1750


Maximum panel size

PVC: 1100x2300

Panel 08



Technical drawing



Minimum panel size

PVC: 500x1750

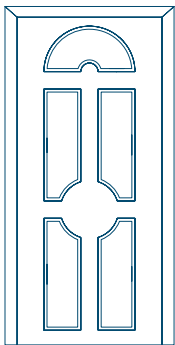
Maximum panel size

PVC: 1100x2300

Panel 09



Technical drawing



Minimum panel size

PVC: 500x1750


Maximum panel size

PVC: 1100x2300

Panel 10



Technical drawing



Minimum panel size

PVC: 500x1750


Maximum panel size

PVC: 1100x2300

Panel 11



Technical drawing



Minimum panel size

PVC: 500x1750

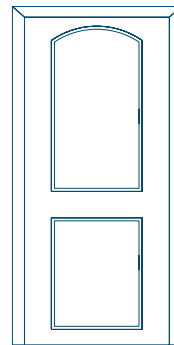
Maximum panel size

PVC: 1100x2300

Panel 12



Technical drawing



Minimum panel size

PVC: 500x1750

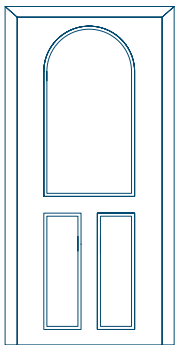
Maximum panel size

PVC: 1100x2300

Panel 13



Technical drawing



Minimum panel size

PVC: 500x1750

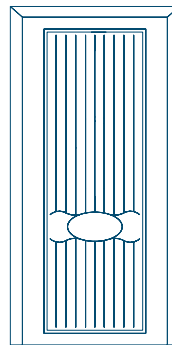
Maximum panel size

PVC: 1100x2300

Panel 14



Technical drawing



Minimum panel size

PVC: 500x1750

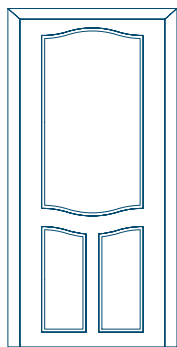
Maximum panel size

PVC: 1100x2300

Panel 15



Technical drawing



Minimum panel size

PVC: 500x1750

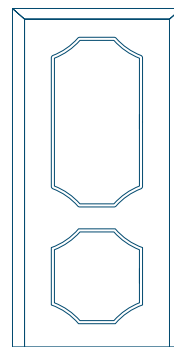
Maximum panel size

PVC: 1100x2300

Panel 16



Technical drawing



Minimum panel size

PVC: 500x1750


Maximum panel size

PVC: 1100x2300

Panel 18



Technical drawing



Minimum panel size

PVC: 500x1750

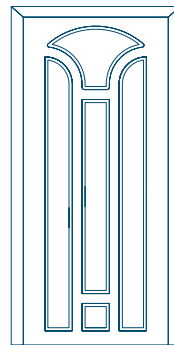
Maximum panel size

PVC: 1100x2300

Panel 19



Technical drawing



Minimum panel size

PVC: 500x1750


Maximum panel size

PVC: 1100x2300

Panel 20



Technical drawing



Minimum panel size

PVC: 500x1750


Maximum panel size

PVC: 1100x2300

Panel 21



Technical drawing



Minimum panel size

PVC: 500x1750

Maximum panel size

PVC: 1100x2300

PVC model doors

We create model doors based on the most popular window and door systems in our offer. In this way, we guarantee perfect aesthetic consistency of the woodwork throughout the house. At the same time, we use solutions with the best performance parameters. The panels can adapt various glazing layouts and use the same colour schemes as windows.





Profiles from which the door can be made (Aluplast colours):

- Ideal 4000
- Ideal 5000
- Ideal 8000
- EkoSun 70



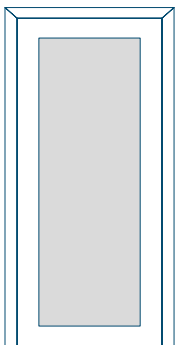
Profiles that can be used to make doors (Salamander colours):

- BluEvolution 92

Model 02



Technical drawing



Minimum panel size

PVC: 600x1650

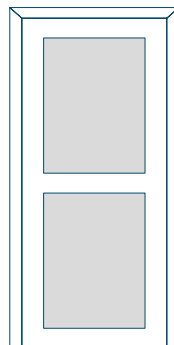
Maximum panel size

PVC: 900x2150

Model 03



Technical drawing



Minimum panel size

PVC: 600x1650

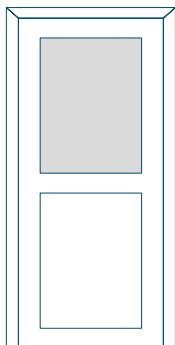
Maximum panel size

PVC: 900x2150

Model 04



Technical drawing



Minimum panel size

PVC: 600x1650

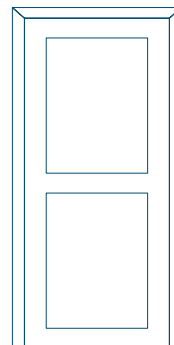
Maximum panel size

PVC: 900x2150

Model 05



Technical drawing



Minimum panel size

PVC: 600x1650

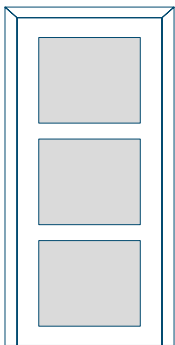
Maximum panel size

PVC: 900x2150

Model 06



Technical drawing



Minimum panel size

PVC: 600x1650

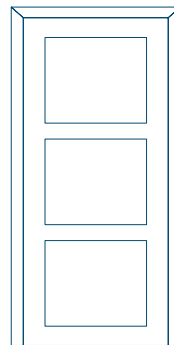
Maximum panel size

PVC: 900x2150

Model 07



Technical drawing



Minimum panel size

PVC: 600x1650

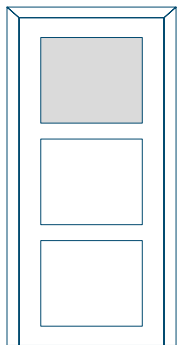
Maximum panel size

PVC: 900x2150

Model 08



Technical drawing



Minimum panel size

PVC: 600x1650

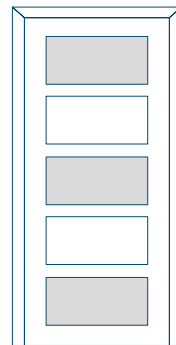
Maximum panel size

PVC: 900x2150

Model 09



Technical drawing



Minimum panel size

PVC: 600x1650


Maximum panel size

PVC: 900x2150

Model 10



Technical drawing



Minimum panel size

PVC: 600x1650

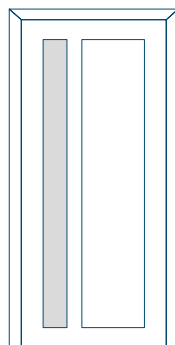
Maximum panel size

PVC: 900x2150

Model 11



Technical drawing



Minimum panel size

PVC: 600x1650


Maximum panel size

PVC: 900x2150

Model 12



Technical drawing



Minimum panel size

PVC: 600x1650

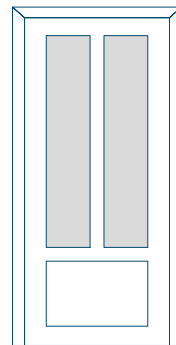
Maximum panel size

PVC: 900x2150

Model 13



Technical drawing



Minimum panel size

PVC: 600x1650

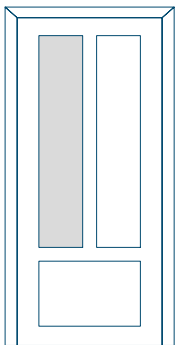
Maximum panel size

PVC: 900x2150

Model 14



Technical drawing



Minimum panel size

PVC: 600x1650

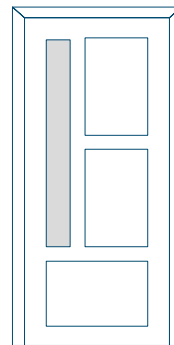
Maximum panel size

PVC: 900x2150

Model 15



Technical drawing



Minimum panel size

PVC: 600x1650

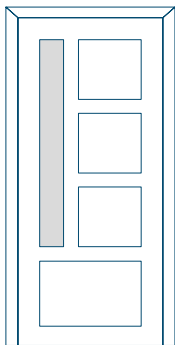
Maximum panel size

PVC: 900x2150

Model 16



Technical drawing



Minimum panel size

PVC: 600x1650

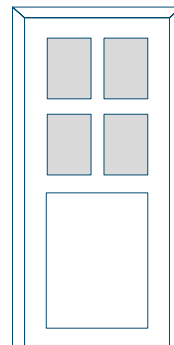
Maximum panel size

PVC: 900x2150

Model 17



Technical drawing



Minimum panel size

PVC: 600x1650

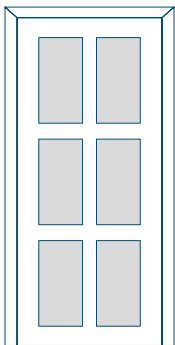
Maximum panel size

PVC: 900x2150

Model 18



Technical drawing



Minimum panel size

PVC: 600x1650

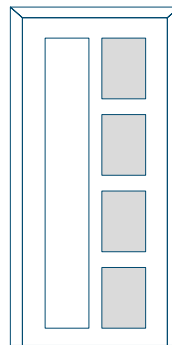
Maximum panel size

PVC: 900x2150

Model 19



Technical drawing



Minimum panel size

PVC: 600x1650

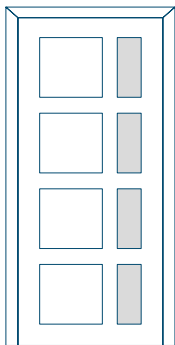
Maximum panel size

PVC: 900x2150

Model 20



Technical drawing



Minimum panel size

PVC: 600x1650

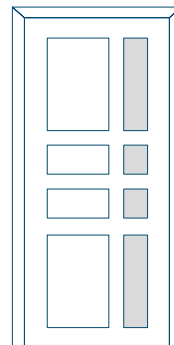
Maximum panel size

PVC: 900x2150

Model 21



Technical drawing



Minimum panel size

PVC: 600x1650

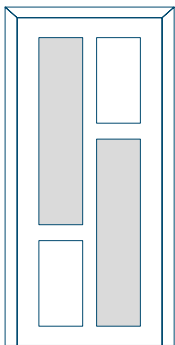
Maximum panel size

PVC: 900x2150

Model 22



Technical drawing



Minimum panel size

PVC: 600x1650

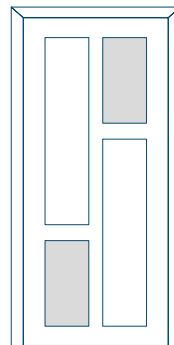
Maximum panel size

PVC: 900x2150

Model 23



Technical drawing



Minimum panel size

PVC: 600x1650

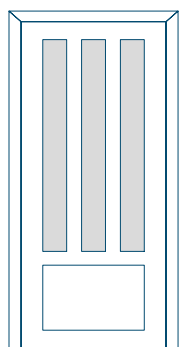
Maximum panel size

PVC: 900x2150

Model 24



Technical drawing



Minimum panel size

PVC: 600x1650

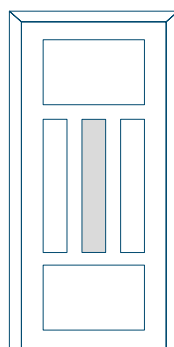
Maximum panel size

PVC: 900x2150

Model 25



Technical drawing



Minimum panel size

PVC: 600x1650

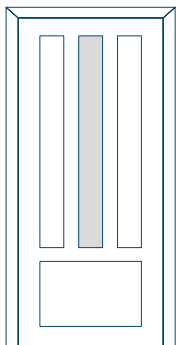
Maximum panel size

PVC: 900x2150

Model 26



Technical drawing



Minimum panel size

PVC: 600x1650

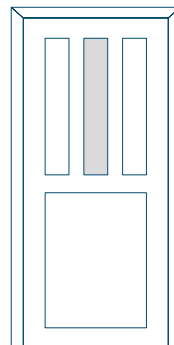
Maximum panel size

PVC: 900x2150

Model 27



Technical drawing



Minimum panel size

PVC: 600x1650

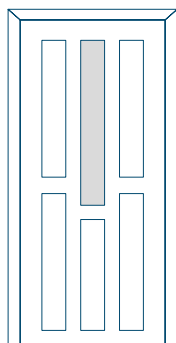
Maximum panel size

PVC: 900x2150

Model 28



Technical drawing



Minimum panel size

PVC: 600x1650

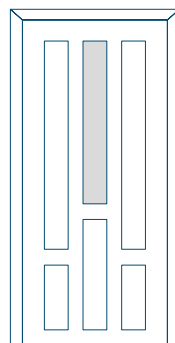
Maximum panel size

PVC: 900x2150

Model 29



Technical drawing



Minimum panel size

PVC: 600x1650

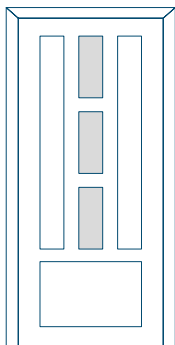
Maximum panel size

PVC: 900x2150

Model 30



Technical drawing



Minimum panel size

PVC: 600x1650

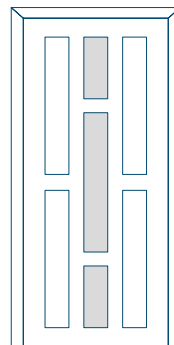
Maximum panel size

PVC: 900x2150

Model 31



Technical drawing



Minimum panel size

PVC: 600x1650

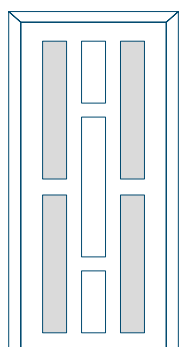
Maximum panel size

PVC: 900x2150

Model 32



Technical drawing



Minimum panel size

PVC: 600x1650

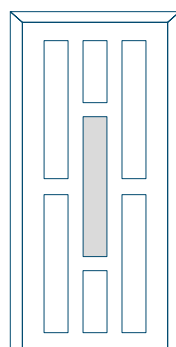
Maximum panel size

PVC: 900x2150

Model 33



Technical drawing



Minimum panel size

PVC: 600x1650

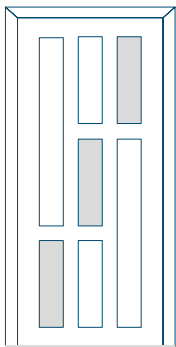
Maximum panel size

PVC: 900x2150

Model 34



Technical drawing



Minimum panel size

PVC: 600x1650

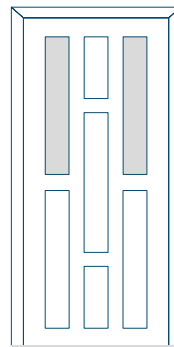
Maximum panel size

PVC: 900x2150

Model 35



Technical drawing



Minimum panel size

PVC: 600x1650

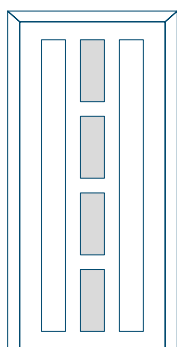
Maximum panel size

PVC: 900x2150

Model 36



Technical drawing



Minimum panel size

PVC: 600x1650

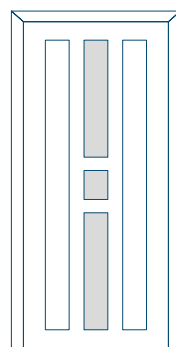
Maximum panel size

PVC: 900x2150

Model 37



Technical drawing



Minimum panel size

PVC: 600x1650

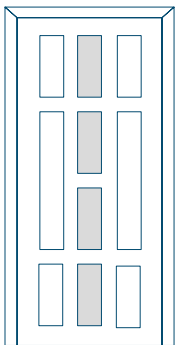
Maximum panel size

PVC: 900x2150

Model 38



Technical drawing



Minimum panel size

PVC: 600x1650

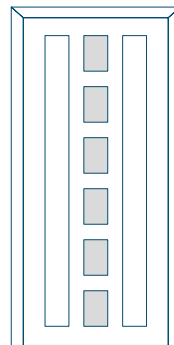
Maximum panel size

PVC: 900x2150

Model 39



Technical drawing



Minimum panel size

PVC: 600x1650

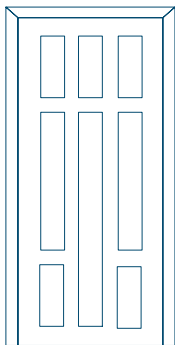
Maximum panel size

PVC: 900x2150

Model 40



Technical drawing



Minimum panel size

PVC: 600x1650

Maximum panel size

PVC: 900x2150



Despiro panels

Extremely durable and elegant proposals. They add prestige to both new investments and renovated buildings. The technologically advanced filling ensures increased performance parameters and allows the door to be used in projects co-financed from ecological funds.



Despiro

* backlight with cold, warm or neutral white light or blue light



Materials from which the door can be made:

- Aluminium (ALU)



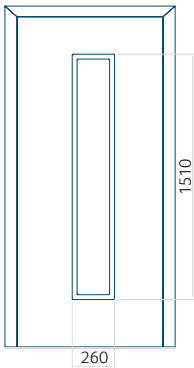
Available colour options:

- RAL
- Decor (some models)

Panel DP01



Technical drawing



- Front glazing: VSG 33.1 thermofloat
- Middle glazing: sandblasted float with transparent stripes
- Rear glazing: thermofloat with a black warm frame
- INOX recessed application

Minimum panel size

ALU: 500x1900


Maximum panel size

ALU: 1400x2600

Panel DP02



Technical drawing



- Front glazing: VSG 33.1 thermofloat
- Middle glazing: sandblasted float with transparent stripes
- Rear glazing: thermofloat with a black warm frame
- INOX recessed application

Minimum panel size

ALU: 731x1900

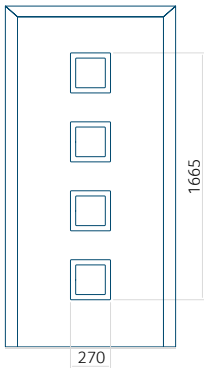
Maximum panel size

ALU: 1400x2600

Panel DP03



Technical drawing



- Front glazing: VSG 33.1 thermofloat
- Central glazing: sandblasted float
- Rear glazing: thermofloat with a black warm frame
- INOX recessed application

Minimum panel size

ALU: 500x2000

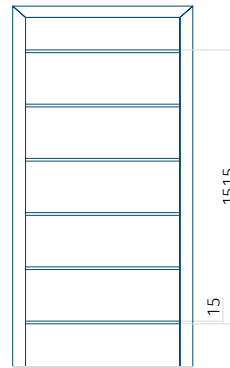
Maximum panel size

ALU: 1400x2600

Panel DP04



Technical drawing



- INOX recessed application

Minimum panel size

ALU: 361x1900

Maximum panel size

ALU: 1400x2600


Panel DP05



Panel DP06




Technical drawing



- Panel milling

Technical drawing



- Front glazing: VSG 33.1 thermofloat
- Middle glazing: sandblasted float with transparent stripes
- Rear glazing: thermofloat with a black warm frame
- Panel milling


Minimum panel size	Maximum panel size
ALU: 361x1900	ALU: 1400x2600

Minimum panel size	Maximum panel size
ALU: 720x1900	ALU: 1400x2600

Panel DP07



Technical drawing



- Front glazing: VSG 33.1 thermofloat
- Central glazing: sandblasted float, periphery de-matted
- Rear glazing: thermofloat with a black warm frame
- Panel milling

Minimum panel size

ALU: 750x1900


Maximum panel size

ALU: 1400x2600

Panel DP08



Technical drawing



- Front glazing: VSG 33.1 thermofloat
- Central glazing: sandblasted float, periphery de-matted
- Rear glazing: thermofloat with a black warm frame

Minimum panel size

ALU: 500x2000

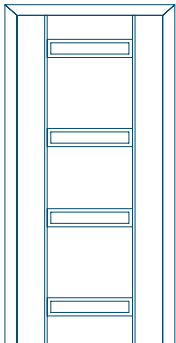
Maximum panel size

ALU: 1400x2600

Panel DP09



Technical drawing



- Front glazing: VSG 33.1 thermofloat
- Central glazing: sandblasted float, periphery de-matted
- Rear glazing: thermofloat with a black warm frame
- INOX recessed application

Minimum panel size

ALU: 750x1900


Maximum panel size

ALU: 1400x2600

Panel DP10



Technical drawing



- Smooth panel without a pattern, flush on both sides

Minimum panel size

ALU: 361x1900


Maximum panel size

ALU: 1400x2600

Panel DP11



Technical drawing



- Front glazing: VSG 33.1 thermofloat
- Middle glazing: sandblasted float with transparent stripes
- Rear glazing: thermofloat with a black warm frame
- INOX recessed application

Minimum panel size

ALU: 500x2000


Maximum panel size

ALU: 1400x2600

Panel DP12



Technical drawing



- Front glazing: VSG 33.1 thermofloat
- Central glazing: sandblasted float, periphery de-matted
- Rear glazing: thermofloat with a black warm frame

Minimum panel size

ALU: 750x1900

Maximum panel size

ALU: 1400x2600

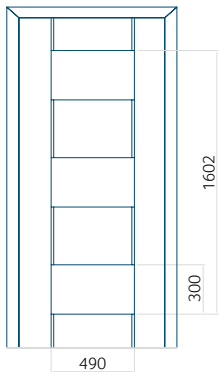
Panel DP13



Panel DP14

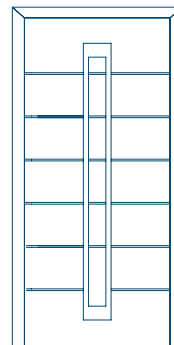


Technical drawing



- Front glazing: VSG 33.1 thermofloat
- Central glazing: sandblasted float
- Rear glazing: thermofloat with a black warm frame
- INOX recessed application

Technical drawing



- Front glazing: VSG 33.1 thermofloat
- Central glazing: sandblasted float, periphery de-matted
- Rear glazing: thermofloat with a black warm frame
- Panel milling

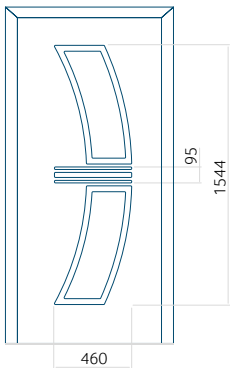
Minimum panel size	Maximum panel size
ALU: 720x2000	ALU: 1400x2600

Minimum panel size	Maximum panel size
ALU: 500x2000	ALU: 1400x2600

Panel DP15



Technical drawing



- Front glazing: VSG 33.1 thermofloat
- Central glazing: sandblasted float
- Rear glazing: thermofloat with a black warm frame
- INOX recessed application

Minimum panel size

ALU: 700x2000

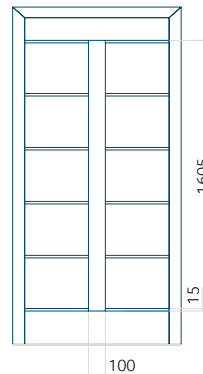
Maximum panel size

ALU: 1400x2600

Panel DP16



Technical drawing



- Front glazing: VSG 33.1 thermofloat
- Middle glazing: sandblasted float with transparent stripes
- Rear glazing: thermofloat with a black warm frame
- Panel milling

Minimum panel size

ALU: 500x2000

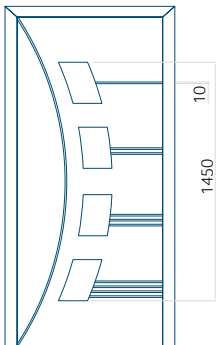
Maximum panel size

ALU: 1400x2600

Panel DP17



Technical drawing



- Front glazing: VSG 33.1 thermofloat
- Middle glazing: sandblasted float with transparent stripes
- Rear glazing: thermofloat with a black warm frame
- Panel milling

Minimum panel size

ALU: 750x2000

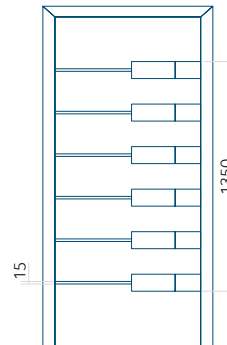
Maximum panel size

ALU: 1400x2600

Panel DP18



Technical drawing



- Front glazing: VSG 33.1 thermofloat
- Middle glazing: sandblasted float with transparent stripes
- Rear glazing: thermofloat with a black warm frame
- INOX recessed application
- Panel milling

Minimum panel size

ALU: 750x1900


Maximum panel size

ALU: 1400x2600

Panel DP19



Technical drawing



- Front glazing: VSG 33.1 thermofloat
- Middle glazing: sandblasted float with transparent stripes
- Rear glazing: thermofloat with a black warm frame

Minimum panel size

ALU: 500x1900

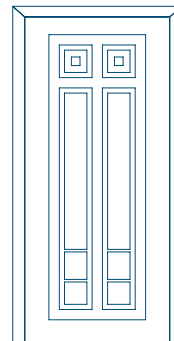
Maximum panel size

ALU: 1400x2600

Panel DP20



Technical drawing



- Front glazing: VSG 33.1 thermofloat
- Central glazing: sandblasted float, periphery de-matted,
- Rear glazing: thermofloat with a black warm frame

Minimum panel size

ALU: 750x1900


Maximum panel size

ALU: 1400x2600

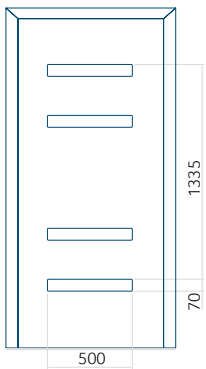
Panel DP21



Panel DP22




Technical drawing



- INOX recessed application

Technical drawing



- INOX recessed application

Minimum panel size

ALU: 720x1900

Maximum panel size

ALU: 1400x2600

Minimum panel size

ALU: 650x1900

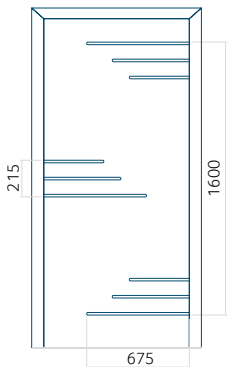
Maximum panel size

ALU: 1400x2600

Panel DP23



Technical drawing



- INOX recessed application

Minimum panel size

ALU: 801x1900

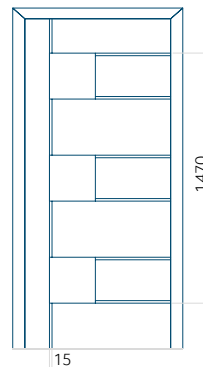
Maximum panel size

ALU: 1400x2600

Panel DP24



Technical drawing



- Front glazing: VSG 33.1 thermofloat
- Middle glazing: sandblasted float with transparent stripes
- Rear glazing: thermofloat with a black warm frame
- Panel milling

Minimum panel size

ALU: 700x1900


Maximum panel size

ALU: 1400x2600

Panel DP25



Technical drawing



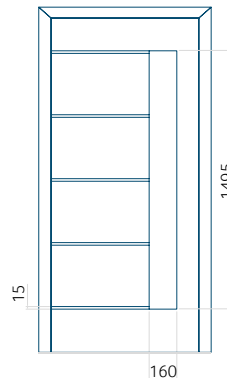
- Front glazing: VSG 33.1 thermofloat
- Middle glazing: sandblasted float with transparent stripes
- Rear glazing: thermofloat with a black warm frame
- INOX recessed application

Minimum panel size	Maximum panel size
ALU: 650x1900	ALU: 1400x2600

Panel DP26



Technical drawing



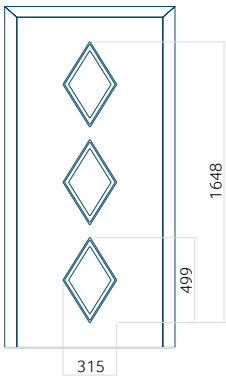
- Front glazing: VSG 33.1 thermofloat
- Middle glazing: sandblasted float with transparent stripes
- Rear glazing: thermofloat with a black warm frame
- Panel milling

Minimum panel size	Maximum panel size
ALU: 650x1900	ALU: 1400x2600

Panel DP27



Technical drawing



- Front glazing: VSG 33.1 thermofloat
- Central glazing: sandblasted float
- Rear glazing: thermofloat with a black warm frame
- Grooved frame around the glazing

Minimum panel size

ALU: 600x2000

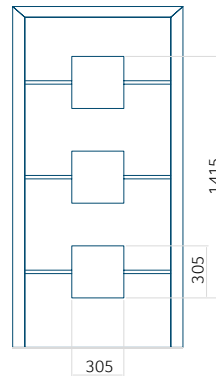
Maximum panel size

ALU: 1400x2600

Panel DP28



Technical drawing



- Front glazing: VSG 33.1 thermofloat
- Central glazing: sandblasted float, with transparent stripes
- Rear glazing: thermofloat with a black warm frame
- Panel milling

Minimum panel size

ALU: 550x1900

Maximum panel size

ALU: 1400x2600

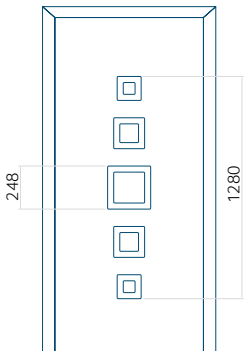
Panel DP29



Panel DP30

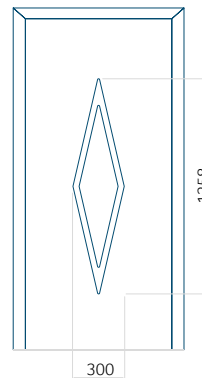


Technical drawing



- Front glazing: VSG 33.1 thermofloat
- Central glazing: sandblasted float
- Rear glazing: thermofloat with a black warm frame
- INOX recessed application

Technical drawing



- Front glazing: VSG 33.1 thermofloat
- Central glazing: sandblasted float
- Rear glazing: thermofloat with a black warm frame
- INOX recessed application

Minimum panel size

ALU: 550x1900

Maximum panel size

ALU: 1400x2600

Minimum panel size

ALU: 550x1900

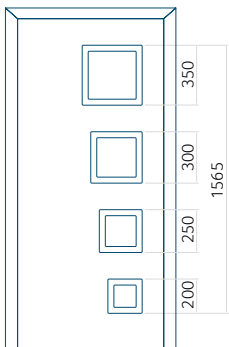
Maximum panel size

ALU: 1400x2600

Panel DP31



Technical drawing



- Front glazing: VSG 33.1 thermofloat
- Central glazing: sandblasted float
- Rear glazing: thermofloat with a black warm frame
- INOX recessed application

Minimum panel size

ALU: 801x1900


Maximum panel size

ALU: 1400x2600

Panel DP32



Technical drawing



- Front glazing: VSG 33.1 thermofloat
- Central glazing: sandblasted float
- Rear glazing: thermofloat with a black warm frame
- INOX recessed application

Minimum panel size

ALU: 550x1900

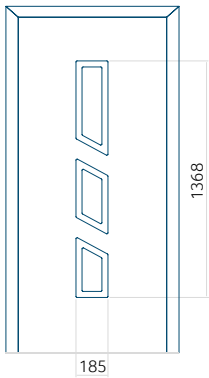
Maximum panel size

ALU: 1400x2600

Panel DP33



Technical drawing



- Front glazing: VSG 33.1 thermofloat
- Central glazing: sandblasted float
- Rear glazing: thermofloat with a black warm frame
- INOX recessed application

Minimum panel size	Maximum panel size
ALU: 550x1900	ALU: 1400x2600

Panel DP34



Technical drawing



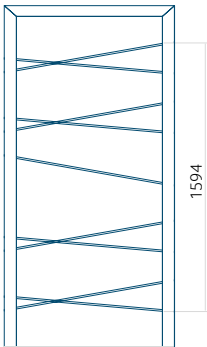
- Front glazing: VSG 33.1 thermofloat
- Central glazing: sandblasted float
- Rear glazing: thermofloat with a black warm frame

Minimum panel size	Maximum panel size
ALU: 750x1900	ALU: 1400x2600

Panel DP35



Technical drawing



- Panel milling

Minimum panel size

ALU: 550x2000

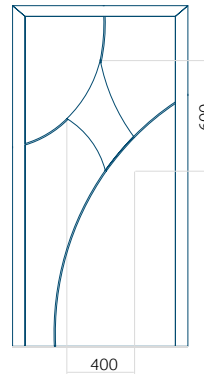
Maximum panel size

ALU: 1400x2600

Panel DP36



Technical drawing



- Front glazing: VSG 33.1 thermofloat
- Central glazing: sandblasted float
- Rear glazing: thermofloat with a black warm frame
- Panel milling

Minimum panel size

ALU: 600x1900

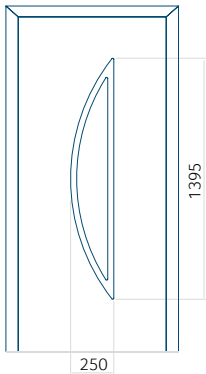
Maximum panel size

ALU: 1400x2600

Panel DP37



Technical drawing




- Front glazing: VSG 33.1 thermofloat
- Central glazing: sandblasted float
- Rear glazing: thermofloat with a black warm frame
- INOX recessed application

Minimum panel size	Maximum panel size
ALU: 600x1900	ALU: 1400x2600

Panel DP38



Technical drawing



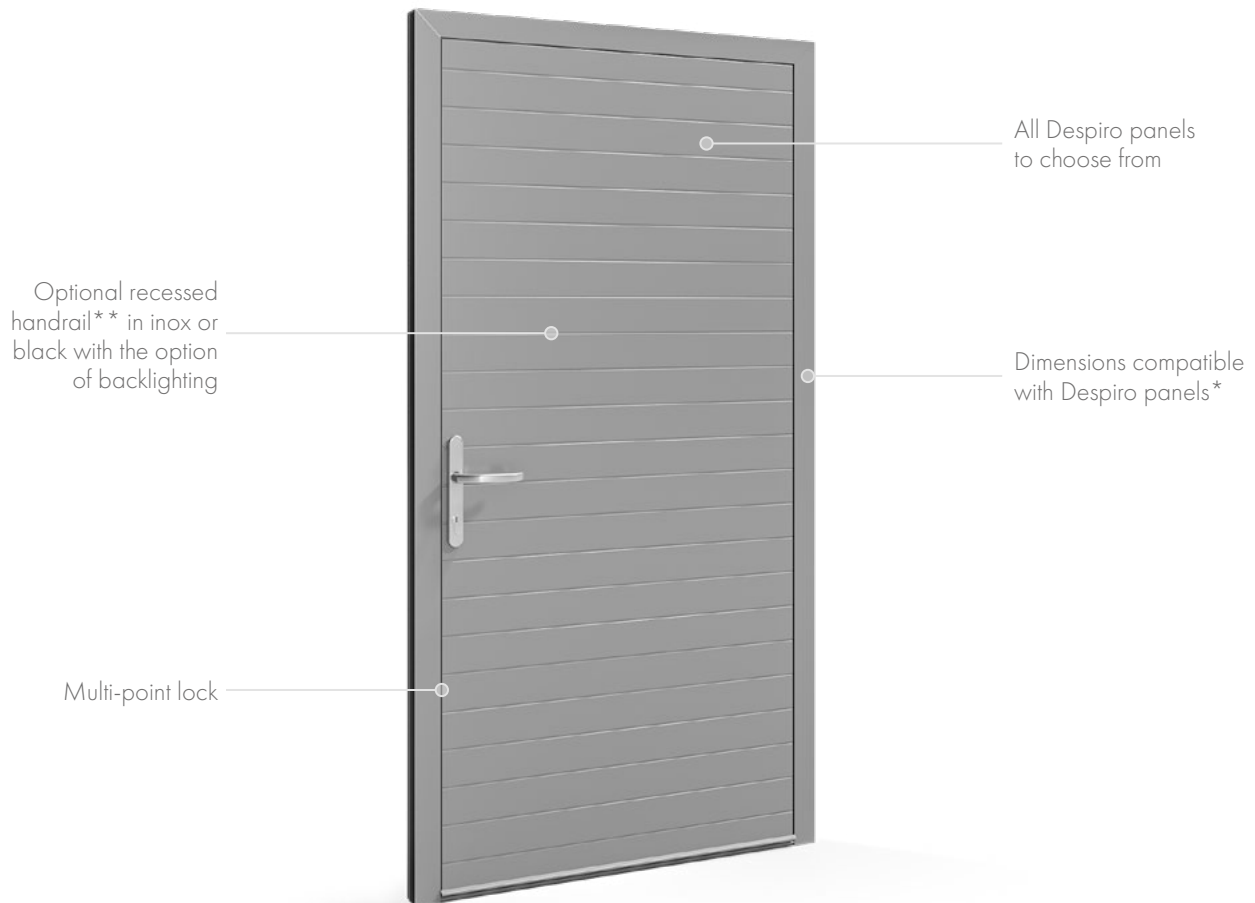
- Front glazing: VSG 33.1 thermofloat
- Central glazing: sandblasted float
- Rear glazing: thermofloat with a black warm frame
- INOX recessed application

Minimum panel size	Maximum panel size
ALU: 650x2000	ALU: 1400x2600



MasterLine 8 Despiro aluminium doors

The elegance and minimalism of the MasterLine 8 Despiro aluminium doors allow them to fit in with modern architectural trends. They are universal and perfectly complement traditional arrangements. The doors are made of sheet metal with a high degree of stiffness. Thanks to it, you can create sheet metal structures up to 1500 mm wide and 3000 mm high. They are available in the constantly expanded range of Despiro door panels, including the option of recessed handrail. This element can be highlighted in white (cold, warm or neutral) or blue.



MASTERLINE 8

* maximum door height is 3000 mm;

** for selected designs of Despiro panels



Materials from which
the door can be made:

- Aluminium (ALU)



Available colour options:

- RAL
- Decor wood-like

MasterLine 8 Pivot aluminium door

The value of space is determined by the way it is used. Aluminium doors with pivot hinges can open inwards and outwards by shifting the axis of rotation. These versatile designs can extend from floor to ceiling. Pivot doors are designed especially for modern spaces where ergonomics is crucial. They will perfectly emphasize the avant-garde offices and present the smart character of the apartments.



MASTERLINE 8

* standard shift by 301 mm, maximum by 600 mm (depending on the width of the door leaf)

** DP4, DP5, DP10, DP11, DP16, DP22, DP23, DP25, DP35 - ask the Sales Department for more options



Materials from which
the door can be made:

- Aluminium (ALU)

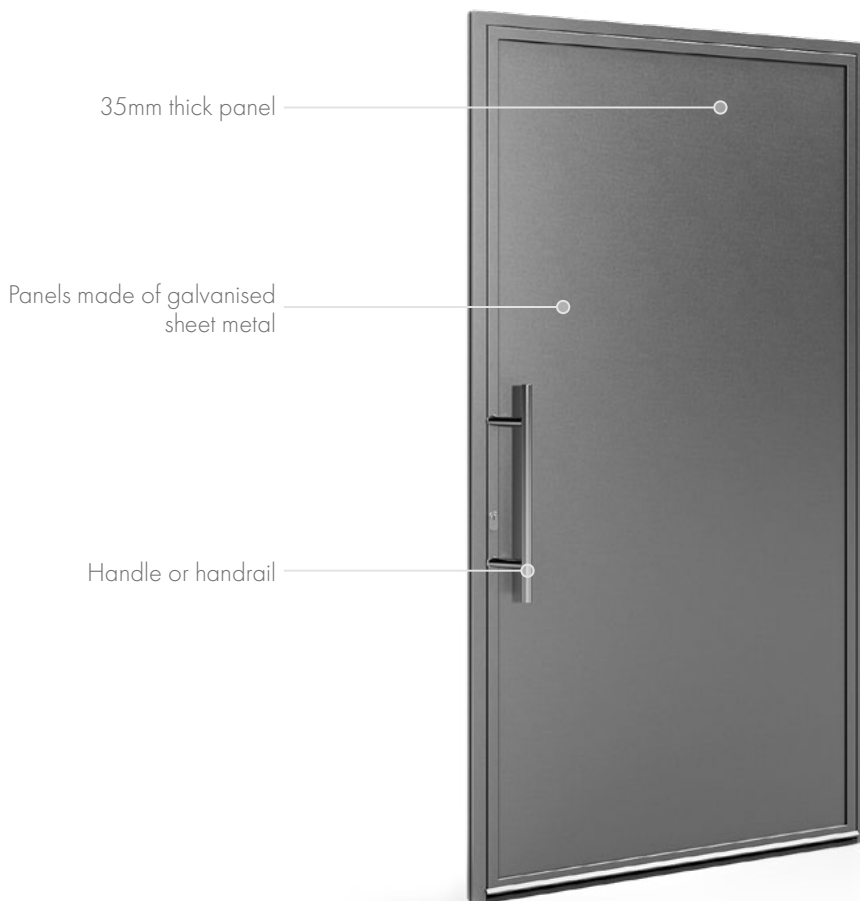


Available colour options:

- RAL
- Decor wood-like

Steel doors

Steel doors are made on the basis of profiles also used in windows systems. They combine original design and above-average durability. The filling in the form of XPS polystyrene foam or OSB board with increased strength is responsible for the insulation. Made of galvanised steel, the panels perfectly fit into the minimalist style of contemporary architecture.



35mm thick panel

Panels made of galvanised sheet metal

Handle or handrail

Unico XS



Unico



Presto



Materials from which
the door can be made:

- Stal (STEEL)



Available colour options:

- RAL



Panel fillings available:

- foam
- OSB board

Alternative fillings for **steel doors**

In addition to standard fillings, alternative options are also available for steel doors, characterised by various technical parameters and aesthetics.



Garage door panels

The panel used in the garage door was integrated into the door. They are durable and easy to maintain and guarantee good thermal insulation. Choosing consistent aesthetics for the garage door and the external door grants elegance to the whole building.

Garage door panels can be used with Presto and Unico profiles.



Aluline panels

The filling in the form of Aluline panels allows you to choose from a rich catalogue of popular solutions, and even create your own project. Durable aluminium is an elegant choice for years that is easy to match with any building style.

Aluline panels can be used with Presto, Unico and Unico XS profiles.



EkoVitre panels

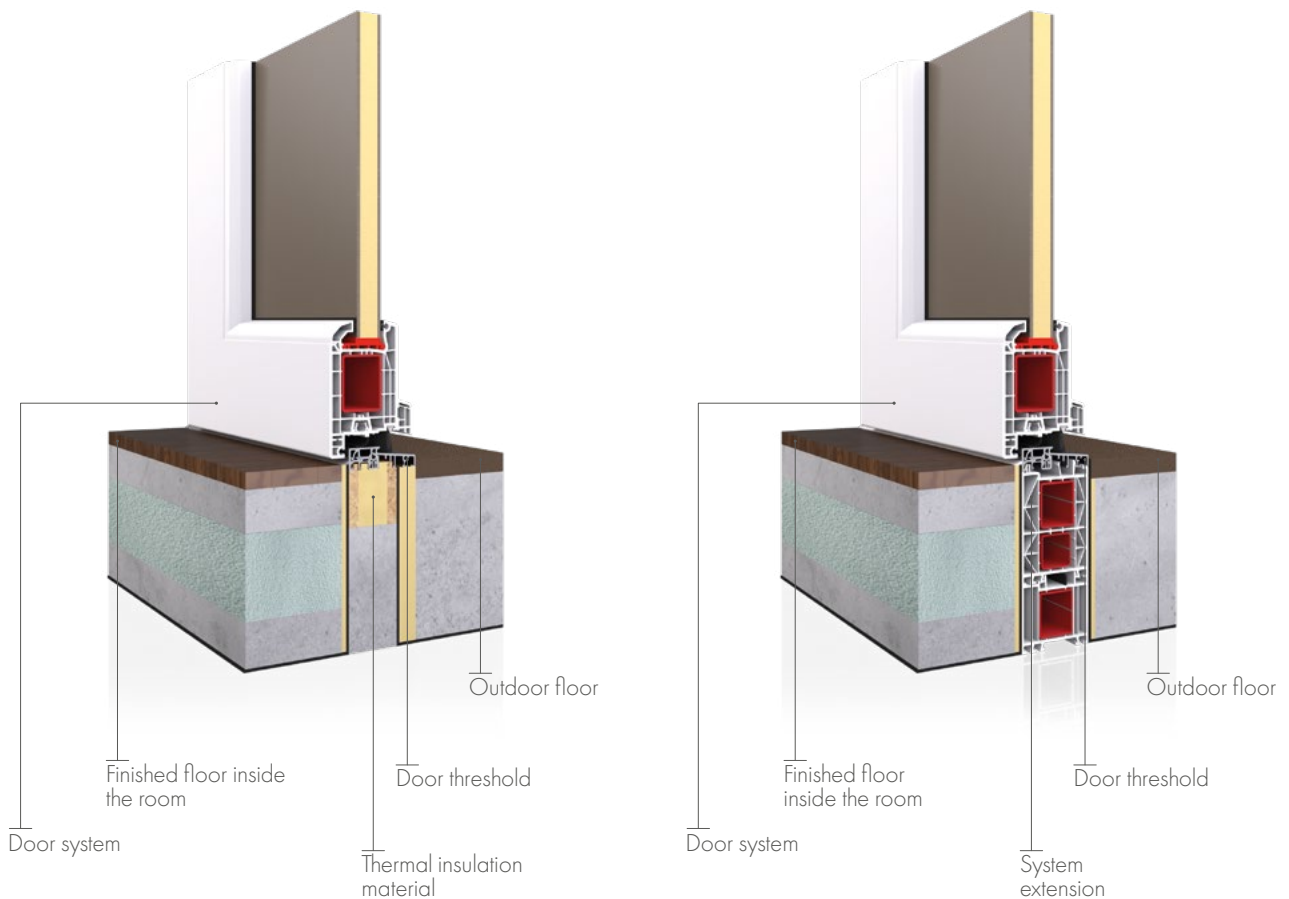
EkoVitre glass panels in steel doors are effective and universal thanks to the wide range of available designs. It is possible to prepare your own proposal. This extremely fashionable, safe option allows you to use natural light wisely and create original arrangements at the same time.

Eko-Vitre panels can be used with Presto, Unico and Unico XS profiles.



Warm threshold

We offer the installation of a warm threshold in two variants. The customer can choose to install it with insulation material or on a PVC system extension. In both cases, the user will gain proper thermal insulation below the floor. This solution prevents the formation of thermal bridges, thanks to which cool air does not get inside the room.



Threshold-free external door

They are distinguished by a double magnetic gasket in a flat threshold and levelling with the floor level up to 30 mm. Thanks to these features, the barrier between the apartment and the terrace is almost non-existent. Children, the elderly and people with disabilities enjoy the comfort of moving around the house without obstacles. The harmony of the living room with nature and the surroundings allows you to enjoy the charms of warm days.



Door accessories

Accessories for the offered doors are not only a wide selection of handles and handrails in various shapes and colours. In addition to them, there are also additional technological solutions for hinges or espagnolette, as well as letterboxes or peepholes or devices controlling access to the building. The catalogue presents basic door accessories, the full offer is available in the sales department.



DOOR HINGES



Standard hinges (JOCKER Dr. Hahn, Wala WX and SFS Easy 3D)



Roller hinges (SFS Wala WR)



Concealed hinges (KFV AXSENT)

DOOR LOCKS



Available espagnolettes: 3-point, 5-point, 4 rollers, hook and automatic

MOTOR FOR DOOR LOCKS



G-U Security Automatic engine available

DOOR CLOSERS



Models available: GEZE, G-U lockable or non-lockable, Geze Boxer, Dorma93b, Geze5000

ACCESS CONTROL DEVICES



There are devices with a numeric keypad, using RFID cards and scanning fingerprints.

VISORS



Visor with a diameter of 14 mm, satin chrome finish. Available for filling from 15 to 85 mm.

MAIL SLOTS



Available models: MILA ProStyle, MILA, GAVA



HANDLE **VICTORY**



HANDLE **NEW YORK**



HANDLE **GREENTEQ**



HANDLE **PLUTON**



HANDLE **JOWISZ**



KNOB **FKS 1080**



PULL-HANDLE **PLUTON**



HANDLE **DG59**



HANDLE **35A/1200**



HANDRAIL **M1**



HANDRAIL **M2**



HANDRAIL **P GREENTEQ**



HANDRAIL
P45



HANDRAIL
P45B



HANDRAIL
P10



HANDRAIL
P8



HANDRAIL
P5



HANDRAIL
P1



SERIES
DP30



SERIES
DP40



SERIES
DP50



SERIES
DP60



SERIES
DP70



SERIES
DP80



RECESSED HANDRAIL KA1A

BLACK



INOX



LED*
WARM WHITE



LED*
NEUTRAL WHITE



LED*
COLD WHITE



LED*
BLUE



* Available only in Despiro and Masterline 8 Despiro doors

Available colours

Exterior doors are more and more often a decorative element of both the entire building and the interior.

- Aluminium products can be covered with powder paint or veneer, and patterns can be created on them.
- Steel products look great in their natural form and can be painted in all colours from the RAL palette.
- Wooden doors can be can be varnished. Huge decorative possibilities are also offered by the choice of many types of wood.
- The basic way to decorate PVC is the selection of the colour and structure of the veneer. We have a wide range of colours for smooth and wood-like veneers, as well as profiles with a satin surface made in the acrylcolour technology.






Aluplast colour palette




AP 01



AP 02



AP 05




AP 06



AP 11



AP 15



AP 19




AP 20



AP 21




AP 22




AP 23



AP 25



AP 27



AP 28



AP 29




AP 30



AP 32



AP 34



AP 40



AP 41



AP 43



AP 44




AP 47



AP 50



AP 52



AP 60



AP 61



AP 62




AP 63



AP 65




AP 70



AP 71



AP 72



AP 75




AP 79




AP 88




AP 94




AP 95



AP 102




AP 103



AP 104




AP 105




AP 106




AP 107



AP 108



AP 109



AP 110




AP 111



AP 112



AP 113



AP 115



AP 116

Salamander colour palette



SAL 03




SAL 11




SAL 18



SAL 19



SAL 21



SAL 25



SAL 26



SAL 27



SAL 33



SAL 37



SAL 39



SAL 41



SAL 42



SAL 43



SAL 50



SAL 51



SAL 52




SAL 55



SAL 59




SAL 67




SAL 69



SAL 71



SAL 72



SAL 73



SAL 74



SAL 78



SAL 84




SAL 87



SAL 88




SAL 90



SAL 92




SAL 93




SAL 94



SAL 98




SAL 107



SAL 108



SAL 109



SAL 110




SAL 111




SAL 112



SAL 113




SAL 115



SAL 116

Gealan colour palette



GEA 01



GEA 02



GEA 03



GEA 04



GEA 07




GEA 08



GEA 09




GEA 11



GEA 12



GEA 13



GEA 16



GEA 17



GEA 19




GEA 20



GEA 21



GEA 22



GEA 23



GEA 24



GEA 25



GEA 27



GEA 28




GEA 30



GEA 31



GEA 32



GEA 34



GEA 35




GEA 37



GEA 40




GEA 41



GEA 42




GEA 43



GEA 46

Gealan Acrylcolor colours




DB 703



RAL 7015




RAL 7016



RAL 7039



RAL 7040




RAL 8014



RAL 9005



RAL 9016




SILVER


Aluprof Decor colours




ADEC B108




ADEC C110




ADEC D101




ADEC D207




ADEC J107




ADEC M103




ADEC M204




ADEC O102




ADEC O205



ADEC S106



ADEC W109



ADEC W205



RAL colour palette

ALUMINIUM | STEEL | WOOD



Sample colours. Choice from the entire RAL palette.

DECOR aluminium colours



Also available in other versions imitating wood.

Wood colour palette

SPRUCE	OAK	MERANTI	PINE	
				1. STONE PINE
				2. OLD PINE
				3. CYPRESS
				4. IROKO
				5. CHESTNUT
				6. IDIGBO
				7. SAPELLI
				8. OAK





* varnish colour may vary depending on the type of wood

SPRUCE	OAK	MERANTI	PINE	
				9. MAHOGANY
				10. CALVADOS
				11. WALNUT
				12. KEMPAS
				13. ASSAMELA
				14. CHERRY TREE
				15. WENGE
				16. ACAJOU





The publication does not constitute a commercial offer. It is not the basis for making a complaint.
The images presented are illustrative graphics, not actual photos of the products.

1/2023



WINDOWS 4 YOU LLP
UNIT 6 LYMEDALE BUSINESS PARK
DALEWOOD ROAD
NEWCASTLE ST5
9QH

www.window4you.co.uk